



**GOVERNMENT OF TAMIL NADU
PUBLIC WORKS DEPARTMENT**

**OFFICE OF THE ENGINEER-IN-CHIEF (BUILDINGS) &
CHIEF ENGINEER (BUILDINGS), CHENNAI REGION &
CHIEF ENGINEER (GENERAL), PWD., CHEPAUK, CHENNAI-5.**

**Present: Er. R. Gopalakrishnan, B.E., FIE.,
Engineer-in-Chief (Buildings) &
Chief Engineer (Buildings), Chennai Region &
Chief Engineer (General), PWD.**

Proceedings No. HDO (A) / 24614 / 2012-1, dated 30.04.2012

Sub: Public Works Department – **Standard Schedule of Rates for the year 2012-2013** for adoption in preparation of estimates with effect from **01.05.2012** – Approved – Communication of – Regarding.

Ref: Engineer-in-Chief (Buildings) & Chief Engineer (Buildings), Chennai Region & Chief Engineer (General), PWD, Chennai-5, Proceedings No. HDO (A) / 3316 / 2011-3, dated 30.06.2011.



The Standard Schedule of Rates, Cost of Cement and Cost of Steel approved for the year **2012-2013** by the Schedule of Rates Committee for adoption in the preparation of estimates **with effect from 01.05.2012** is herewith enclosed for taking necessary action.

2.0. The receipt of Standard Schedule of Rates for the year 2012-2013 along with its enclosures may be acknowledged.

Encl.: Standard Schedule of Rates, 2012-13 – 1 Booklet

K. Chitra 30/04/12
for Engineer-in-Chief (Buildings) &
Chief Engineer (Buildings), Chennai Region &
Chief Engineer (General), PWD.
30/04/12

To

1. The Engineer-in-Chief, Water Resources Department, Chepauk, Chennai-5.
2. The Director General, Highways Department, Chepauk, Chennai-5.
3. The Chief Engineer, WRD, Design Research and Construction Support, Chennai-5.
4. The Deputy Secretary to Government, Finance Department, Secretariat, Chennai-9.

Copy to all Chief Engineers of Water Resources Department and Superintending Engineers of WRD Circles through Engineer-in-Chief, Water Resources Department, Chennai-5 (with 40 copies) with a request to instruct the Superintending Engineers of WRD Circles to prepare required number of Standard Schedule of Rates for the year 2012-2013 pertaining to the districts under their jurisdiction and to arrange for supply the same to all

the Offices of WRD and PWD upto the level of Section Officers for adoption in preparation of estimates and also to the respective District Collectors.

Copy to the Chief Engineer (Buildings), PWD, Trichy Region, Trichy.

Copy to the Chief Engineer (Buildings), PWD, Madurai Region, Madurai.

Copy to all Superintending Engineers of Building Organisation.

Copy to the Secretary to Government, Public Works Department, Secretariat, Chennai-9.

Copy to the Secretary to Government, Municipal Administration and Water Supply Department, Secretariat, Chennai-9.

Copy to the Secretary to Government, Rural Development and Local Administration, Secretariat, Chennai-9.

Copy to all District Collectors.

Copy to the Commissioner, Corporation of Chennai, Chennai

Copy to the Engineering Director, TWAD Board, Chepauk, Chennai-5.

Copy to the Chief Engineer (Civil Design), TNEB., Anna Salai, Chennai-2.

Copy to the Chief Engineer, Tamil Nadu Housing Board, Nandanam, Chennai-35.

Copy to Chief Engineer (Civil Design), Tamil Nadu Slum Clearance Board, Chennai.

Copy to the Chief Engineer, PWD, Technical Education Circle, Guindy, Chennai-25.

Copy to the Chief Engineer, PWD, Fishing Harbour Project Circle, DMS Compound, Chennai-6.

Copy to the Chief Engineer, Tamil Nadu State Police Housing Corporation, Chennai

Copy to the Joint Chief Engineer (General), PWD., Chennai-5.

Copy to the Joint Chief Engineer (Buildings), PWD., Chennai-5.

Copy to the Joint Chief Engineer (Electrical), PWD., Chennai-5.

Copy to the Joint Chief Engineer (Irrigation), PWD., Chennai-5.

Copy to the Superintending Engineer, PWD., Planning and Designs Circle, Chennai-5 (with 6 copies)

Copy to the Deputy Chief Engineer (Buildings), PWD, Chennai-5.

Copy to All Executive Engineers, PWD, Building Organisation.

Copy to the Head Draughting Officer, O/o. the Engineer-in-Chief (Buildings) & Chief Engineer (Buildings), Chennai Region & Chief Engineer (General), PWD., Chennai-5 (5 Copies).

Copy to All Assistant Executive Engineers, O/o. the Engineer-in-Chief (Buildings) & Chief Engineer (Buildings), Chennai Region & Chief Engineer (General), PWD., Chennai-5.

Copy to Stock File

Spare copy - 1 No.



**GOVERNMENT OF TAMIL NADU
PUBLIC WORKS DEPARTMENT**

**OFFICE OF THE ENGINEER-IN-CHIEF (BUILDINGS) &
CHIEF ENGINEER (BUILDINGS), CHENNAI REGION &
CHIEF ENGINEER (GENERAL), PWD., CHEPAUK, CHENNAI-5.**

**Present: Er. R. Gopalakrishnan, B.E., FIE.,
Engineer-in-Chief (Buildings) &
Chief Engineer (Buildings), Chennai Region &
Chief Engineer (General), PWD.**

Proceedings No. HDO (A) / 24614 / 2012-3, dated 30.04.2012

Sub: Cement - Revised rate for **CEMENT** for adoption in the preparation of estimates during the year 2012-2013 with effect from **01.05.2012** - Approved - Communication of - Regarding.

Ref: Engineer-in-Chief (Buildings) & Chief Engineer (Buildings), Chennai Region & Chief Engineer (General), PWD, Chennai-5, Proceedings No. HDO (A) / 3316 / 2011-2, dated 30.06.2011.



The cost of **CEMENT** approved by the Schedule of Rates Committee for adoption in the preparation of estimates during the year 2012-2013 with effect from **01.05.2012** is given below:

Cement : Rs.5,200/- per MT

(Rupees Five Thousand and Two Hundred only)

2.0. The above rate is inclusive of all taxes, freight charges, etc., at Stockyard / Dealer's Godown. Necessary lead charges (i.e. excluding loading and unloading charges), as applicable as per conveyance table, may be allowed from the Stockyard / Dealer's Godown to the site of work, if duly certified by an officer not below the rank of Assistant Executive Engineer.

3.0. However, in the case, if the source is specified as "Stockyard", the same shall be decided and approved by the Superintending Engineers concerned.

K. Chitra 30/04/2012
for Engineer-in-Chief (Buildings) &
Chief Engineer (Buildings), Chennai Region &
Chief Engineer (General), PWD.
30/04/12

To

1. The Engineer-in-Chief, Water Resources Department, Chepauk, Chennai-5.
2. The Director General, Highways Department, Chepauk, Chennai-5.
3. The Chief Engineer, WRD, Design Research and Construction Support, Chennai-5.
4. The Deputy Secretary to Government, Finance Department, Secretariat, Chennai-9.

Copy to the Chief Engineer (Buildings), PWD, Trichy Region, Trichy.

Copy to the Chief Engineer (Buildings), PWD, Madurai Region, Madurai.

Copy to All Superintending Engineers of Building Organisation.

Copy to the Secretary to Government, Public Works Department, Secretariat, Chennai-9.

Copy to the Secretary to Government, Municipal Administration and Water Supply Department, Secretariat, Chennai-9.

Copy to the Secretary to Government, Rural Development and Local Administration, Secretariat, Chennai-9.

Copy to All District Collectors.

Copy to the Commissioner, Corporation of Chennai, Chennai

Copy to the Engineering Director, TWAD Board, Chepauk, Chennai-5.

Copy to the Chief Engineer (Civil Design), TNEB., Anna Salai, Chennai-2.

Copy to the Chief Engineer, Tamil Nadu Housing Board, Nandanam, Chennai-35.

Copy to Chief Engineer (Civil Design), Tamil Nadu Slum Clearance Board, Chennai.

Copy to the Chief Engineer, PWD, Technical Education Circle, Guindy, Chennai-25.

Copy to the Chief Engineer, PWD, Fishing Harbour Project Circle, DMS Compound, Chennai-6.

Copy to the Chief Engineer, Tamil Nadu State Police Housing Corporation, Chennai

Copy to the Joint Chief Engineer (General), PWD., Chennai-5.

Copy to the Joint Chief Engineer (Buildings), PWD., Chennai-5.

Copy to the Joint Chief Engineer (Electrical), PWD., Chennai-5.

Copy to the Joint Chief Engineer (Irrigation), PWD., Chennai-5.

Copy to the Superintending Engineer, PWD., Planning and Designs Circle, Chennai-5.

Copy to the Deputy Chief Engineer (Buildings), PWD, Chennai-5.

Copy to All Executive Engineers, PWD, Building Organisation.

Copy to the Head Draughting Officer, O/o. the Engineer-in-Chief (Buildings) & Chief Engineer (Buildings), Chennai Region & Chief Engineer (General), PWD., Chennai-5.

Copy to All Assistant Executive Engineers, O/o. the Engineer-in-Chief (Buildings) & Chief Engineer (Buildings), Chennai Region & Chief Engineer (General), PWD., Chennai-5.



**GOVERNMENT OF TAMIL NADU
PUBLIC WORKS DEPARTMENT**

**OFFICE OF THE ENGINEER-IN-CHIEF (BUILDINGS) &
CHIEF ENGINEER (BUILDINGS), CHENNAI REGION &
CHIEF ENGINEER (GENERAL), PWD., CHEPAUK, CHENNAI-5.**

**Present: Er. R. Gopalakrishnan, B.E., FIE.,
Engineer-in-Chief (Buildings) &
Chief Engineer (Buildings), Chennai Region &
Chief Engineer (General), PWD.**

Proceedings No. HDO (A) / 24614 / 2012-2, dated 30.04.2012

Sub: Steel - Revised rate for **STEEL** for adoption in the preparation of estimates during the year 2012-2013 with effect from **01.05.2012** - Approved - Communication of - Regarding.

Ref: Engineer-in-Chief (Buildings) & Chief Engineer (Buildings), Chennai Region & Chief Engineer (General), PWD, Chennai-5, Proceedings No. HDO (A) / 3316 / 2011-1, dated 30.06.2011.



The cost of **STEEL** approved by the Schedule of Rates Committee for adoption in the preparation of estimates during the year 2012-2013 with effect from **01.05.2012** is given below:

Steel : Rs.48,000/- per MT

(Rupees Forty Eight Thousand only).

2.0. The above rate is inclusive of all taxes, freight charges, etc., at Stockyard / Dealer's Godown. Necessary lead charges (i.e. excluding loading and unloading charges), as applicable as per conveyance table, may be allowed from the Stockyard / Dealer's Godown to the site of work, if duly certified by an officer not below the rank of Assistant Executive Engineer.

3.0. However, in the case, if the source is specified as "Stockyard", the same shall be decided and approved by the Superintending Engineers concerned.

K. Chitra 30/4/12
for Engineer-in-Chief (Buildings) &
Chief Engineer (Buildings), Chennai Region &
Chief Engineer (General), PWD.
Gopal 30/4/12

To

1. The Engineer-in-Chief, Water Resources Department, Chepauk, Chennai-5.
2. The Director General, Highways Department, Chepauk, Chennai-5.
3. The Chief Engineer, WRD, Design Research and Construction Support, Chennai-5.
4. The Deputy Secretary to Government, Finance Department, Secretariat, Chennai-9.

Copy to the Chief Engineer (Buildings), PWD, Trichy Region, Trichy.

Copy to the Chief Engineer (Buildings), PWD, Madurai Region, Madurai.

Copy to All Superintending Engineers of Building Organisation.

Copy to the Secretary to Government, Public Works Department, Secretariat, Chennai-9.

Copy to the Secretary to Government, Municipal Administration and Water Supply Department, Secretariat, Chennai-9.

Copy to the Secretary to Government, Rural Development and Local Administration, Secretariat, Chennai-9.

Copy to All District Collectors.

Copy to the Commissioner, Corporation of Chennai, Chennai

Copy to the Engineering Director, TWAD Board, Chepauk, Chennai-5.

Copy to the Chief Engineer (Civil Design), TNEB., Anna Salai, Chennai-2.

Copy to the Chief Engineer, Tamil Nadu Housing Board, Nandanam, Chennai-35.

Copy to Chief Engineer (Civil Design), Tamil Nadu Slum Clearance Board, Chennai.

Copy to the Chief Engineer, PWD, Technical Education Circle, Guindy, Chennai-25.

Copy to the Chief Engineer, PWD, Fishing Harbour Project Circle, DMS Compound, Chennai-6.

Copy to the Chief Engineer, Tamil Nadu State Police Housing Corporation, Chennai

Copy to the Joint Chief Engineer (General), PWD., Chennai-5.

Copy to the Joint Chief Engineer (Buildings), PWD., Chennai-5.

Copy to the Joint Chief Engineer (Electrical), PWD., Chennai-5.

Copy to the Joint Chief Engineer (Irrigation), PWD., Chennai-5.


Copy to the Superintending Engineer, PWD., Planning and Designs Circle, Chennai-5.

Copy to the Deputy Chief Engineer (Buildings), PWD, Chennai-5.

Copy to All Executive Engineers, PWD, Building Organisation.

Copy to the Head Draughting Officer, O/o. the Engineer-in-Chief (Buildings) & Chief Engineer (Buildings), Chennai Region & Chief Engineer (General), PWD., Chennai-5.

Copy to All Assistant Executive Engineers, O/o. the Engineer-in-Chief (Buildings) & Chief Engineer (Buildings), Chennai Region & Chief Engineer (General), PWD., Chennai-5.



**GOVERNMENT OF TAMIL NADU
PUBLIC WORKS DEPARTMENT**

**STANDARD SCHEDULE OF RATES
[FOR BASIC ITEMS ONLY]**

2012-2013

[WITH EFFECT FROM 01.05.2012]

INDEX

| Sl. No. | Description | Page |
|----------------|---|-------------|
| 1 | General Note | 01-07 |
| 2 | General Note – Table | 08-10 |
| 3 | Annexure-I – Rates of Labour | 11-14 |
| 4 | Annexure-II – Rates of Materials | 15-22 |
| 5 | Annexure-III – Rates of Works | 23-33 |
| 6 | Annexure-IV – Head Load | 34 |
| 7 | Annexure-V – (A) Conveyance Table in Plains | 35 |
| 8 | Annexure-V – (B) Conveyance Table in Hills | 36 |
| 9 | Annexure-VI – Rates of Other Construction Materials | 37-60 |
| 10 | Annexure-VI – New Items | 61 |
| 11 | Annexure-VII – Rates of Electrical Items of Works | 62-85 |

**GOVERNMENT OF TAMIL NADU
PUBLIC WORKS DEPARTMENT**

STANDARD SCHEDULE OF RATES FOR THE YEAR 2012-2013

GENERAL NOTE

1. For special nature of works, for which rates are not covered in the Schedule of Rates, such as road works, water supply, drainage, etc., separate schedule of rates issued by the respective officers / department / board are to be followed.
2. Extra percentage other than those for the specified areas noted below, shall not be allowed.

1. Corporation Limits:

An extra 10% on the Rates of Labour, Rates of Works and for Head Load shall be allowed for the works in Chennai Corporation limit & belt area of 32 Km around Chennai Corporation, Madurai Corporation limits, Coimbatore Corporation limits and also for works in Hosur Taluk.

2. **An extra 5%** on the Rates of Labour, Rates of Works and for Head Load shall be allowed for the works in Trichy, Salem, Tirunelveli, Tiruppur, Erode, Thoothukudi and Vellore Corporation limits.

3. Restricted areas :

- (i) **An extra 10%** on the Rates of Labour and Rates of Works shall be allowed for **sewer works under unhygienic condition.**
- (ii) **An extra 10%** on the Rates of Labour, Rates of Works and Conveyance Charges shall be allowed for works in the campus of **Central Jails.**
- (iii) **An extra 5%** on the Rates of Labour, Rates of Works and Conveyance Charges shall be allowed for works in the campus of **Sub-jails.**

- (iv) **An extra 20%** on Rates of Labour, Rates of Materials, Rates of Works, Conveyance Charges and Head Load shall be allowed for works in **Reserve Forest Areas**.

4. For works in Hills:

As the transport facilities in most of the Hilly Areas are now considerably improved and as there is no necessity for allowing extra percentage as hitherto followed, the Hilly Areas are now again regrouped as detailed hereunder and the extra percentage allowable has been revised accordingly and fixed.

The conveyance table approved and furnished in the schedule of rates under the Head **V. Conveyance Table, b. Conveyance of materials by road on hills** shall be adopted for all works in hills.

- (i) For works in **Nilgiris District an extra 40% on the** rates of labour, rates of work, head load and an extra 25% on the rates of materials shall be allowed.
- (ii) For works in **Mudumalai Sanctuary, Shandy Nallah Sheep Farm, Dansandle areas, an extra 40%** over rates of labour, rates of work and head load and an extra 25% on the rates of materials shall be allowed.
- (iii) For works in **Valparai Area an extra 40% on the** rates of labour, rates of work, head load and an extra 25% on the rates of materials shall be allowed.
- (iv) For works in **Gudiyalathur, Siruvani, Thavalamalai Hills, Talavadi Hills, Bargur Hills, Anamalai, Chennimalai and Sivanmalai Hills an extra 20%** on the Rates of Labour, Rates of Materials, Rates of Works and Head Load shall be allowed.
- (v) **For works in Western Ghats** of Virudhunagar, Coimbatore, Tirunelveli & Kanyakumari Districts an extra 20% on the Rates of Labour, Rates of Materials, Rates of Works and Head Load shall be allowed.

- (vi) (a) **An extra 50%** on the Rates of Labour for works in Thekkady shall be allowed.
- (b) **Add 25% extra** on the Rates of Materials to be supplied at Thekkady, subject to the condition that there shall not be any extra on conveyance, tollgate fee, interstate allowance, etc. The conveyance charge as applicable for Ghat Road, Cart Track, etc., as per schedule of rates is only applicable.
- (vii) **An extra 60%** shall be allowable on the Rates of Materials to be supplied for Periyar Dam Site subject to the condition that there shall not be any extra on conveyance, tollgate fee, interstate allowance, etc. The conveyance charge as applicable for Ghat Road, Cart Track, etc., as per schedule of rates is only applicable.
- (viii) **An extra 100%** on the Rates of Labour for works in Periyar Dam Site under normal condition shall be allowed.
- (ix) **An extra 150%** on the Rates of Labour for works in Periyar Dam Site under hanging condition shall be allowed.
- (x) **An extra 50%** on the Rates of Labour, Rates of Materials, Rate of Works and Head Load shall be allowed for the works at Lower Camp above Kuruvanthu Bridge, Bodi Hills, Cumbam mettu, Sirumalaia, Pachai Kamatchi Hills, Palani Hills, Tiruparankundram Hills, Idumban Hills, Megamalaia Panchayat and Thummakundu Panchayat.
- (xi) **An extra 40%** on the Rates of Labour, Rates of Works and Head Load and an extra 25% over the rates of materials shall be allowed for the works at Kodaikanal.

- (xii) **An extra 25%** on the Rates of Labour, Rates of Materials, Rates of Works and Head Load shall be allowed for works in Yercaud, Yercaud Sub-Taluk, Boothamalai, Aranuthumalai, Sarugumalai and Thiruchengode Hills in Salem & Namakkal District.
- (xiii) **An extra 40%** on the Rates of Labour, Rates of Works and Head Load and **an extra 25%** over the Rates of Materials shall be allowed for works in Kalrayan Hills, Pachamalai Hills and Kolli Hills in Salem & Namakkal Districts.
- (xiv) **An extra 40%** on the Rates of Labour, Rates of Materials, Rates of Works and Head Load and **an extra 25%** over the Rates of Materials shall be allowed for works in Jawadhu Hills, Elagiri Hills, Kalrayan Hills, Nakkanamalai Hills, Naickerner Hills Tiruvannamalai & Vellore Districts.
- (xv) **An extra 40%** on the Rates of Labour, Rates of Works and Head Load and **an extra 25%** over the Rates of Materials shall be allowed for works in Piranmalai covering Oduvarpatti, Kattugudi Patti, Ponnadaipattu, V. Pudur Village, Mamalai covering Vannar Irruppu, Nagamangalam Villages, Usilamalai covering Poolankurichi Village, Hillocks at Musundapatti, Usilam, Ammapatti and Thuthampatti in Sivagangai District.
- (xvi) **An extra 40%** on the Rates of Labour, Rates of Works and Head Load and **an extra 25%** over the Rates of Materials shall be allowed for works in Chitteri Hills, Sittiling in Kalrayan Hills in Dharmapuri District.
- (xvii) **An extra 40%** on the Rates of Labour, Rates of Works and Head Load and **an extra 25%** over the Rates of Materials shall be allowed for works in Kalrayan Hills in Cuddalore & Villupuram Districts.
- (xviii) **An extra 40%** on the Rates of Labour, Rates of Works and Head Load and **an extra 25%** over the Rates of Materials shall be allowed for works in Pachamalai Hills in Tiruchy, Karur & Perambalur District.

5. ISLANDS in Ramanathapuram District :

(a). For works in Rameswaram Island:

An extra 25% on the Rates of Labour, Rates of Works and Head Load shall be allowed.

(b). For works in Other Islands:

An extra 125% on the Rates of Labour, Rates of Materials, Rates of Works, Conveyance Charges and Head Load shall be allowed for other Islands in Ramanthapuram viz. (1) Upputhannie Island, (2) Puleevilaichalli Island, (3) Aalaippar Island, (4) Valimunai Island, (5) Appa Island, (6) Thalaiyari Island, (7) Valai Island, (8) Mullai Island, (9) Manoli Island, (10) Minoliputti Island, (11) Nadu Island (12) Nallathannie Island, (13) Pullivasal Island (14) Poomarichan Island, (15) Muyal Island, (16) Singala Island and (17) Kurusedar Island.

(c). For works in Islands of Thoothukudi District:

An extra 125% on the Rates of Labour, Rates of Materials, Rates of Works, Conveyance Charges and Head Load shall be allowed for Van, Kasuvar, Karaichalli Island and Vilankuchali Islands.

6. TUNNELS:

An extra 15% on the Rates of Labour and Rates of Works shall be allowed for works inside Tunnels.

7. DAM SITES UNDER HANGING CONDITION (Other than Periyar Dam Site):

An extra 75% on the Rates of Labour employed for the items of works, which may have to be executed **by hanging from the top of Dam through slings (or) rope ladders to work in dizzy height. (This will apply only for maintenance and repair works).**

8. GENERAL FOOT NOTE:

- (i) The rates of labour means the labour rates fixed under the head, **Rates of Labour**.
- (ii) **Rates of Works** includes the labour for earthwork, refilling foundation, dismantling, jungle clearance, head load, etc., also where human labour alone is involved.
- (iii) The percentage increase provided for the materials are applicable **only for the materials which are quarried or manufactured locally in the specified area**.
- (iv) The percentage increase provided for **Rates of Works** are allowable only on the items where human labour alone is involved.
- (v) The percentage increase provided for **Conveyance Charges** are allowable for the distance covered in the specified area / Special Tract only.
- (vi) The extra percentage allowable as specified above shall not be applicable for the materials / works covered under Annexure-VI "Rates of Other Construction Materials" and Annexure-VII "Rates of Electrical Items of Works". Similarly, no conveyance charges shall be allowed for the items covered under these two categories. The rates approved therein are applicable at site of work.
- (vii) While adopting source of any materials inside the special tracts viz., Corporation limits, Reserve Forest Areas, Hilly Areas, Islands, Dam Sites etc., where extra percentage allowable for the materials which are quarried or manufactured locally, it is the duty of the officer in charge of the work (not below the rank of Assistant Executive Engineer), to analyse and confirm whether the finished cost of such materials / works are higher if the materials are conveyed and brought to the site from the areas outside the specified area, where such extra percentage are not permissible.

- (viii) The necessity of inclusion of relevant footnotes in respect of the districts covered under their region other than the general notes furnished above, if any, may be analysed and recommendations sent to the Engineer-in-Chief (Buildings), Chief Engineer (Buildings), Chennai Region and Chief Engineer (General), PWD., Chennai-5 for consideration by the Schedule of Rates Committee and approval.



K. Chitra 30/04/12
for Engineer-in-Chief (Buildings) &
Chief Engineer (Buildings), Chennai Region &
Chief Engineer (General), PWD.
P 30/04/12

**STATEMENT SHOWING THE EXTRA PERCENTAGE ALLOWABLE
AS PER GENERAL NOTE TO SCHEDULE OF RATES FOR THE YEAR 2012-2013
(with effect from 01.05.2012)**

| Sl. No. | Area | Percentage extra allowable on | | | | |
|----------|--|-------------------------------|----------|--|------------|-----------|
| | | Labour | Material | Rate of work (where human labour involved) | Conveyance | Head load |
| 1 | For works in Chennai Corporation limits and belt area of 32 KM around Chennai Corporation, Madurai Corporation limits, Coimbatore Corporation limits and also for works in Hosur Taluk | 10% | - | 10% | - | 10% |
| 2 | For works in Trichy, Salem, Tirunelveli, Tiruppur, Erode, Thoothukudi and Vellore Corporation limits | 5% | - | 5% | - | 5% |
| 3 | Restricted Areas | | | | | |
| i | For sewer works under unhygienic condition | 10% | - | 10% | - | - |
| ii | For works in Central Jail Campus | 10% | - | 10% | 10% | - |
| iii | For works in Sub-Jail Campus | 5% | - | 5% | 5% | - |
| iv | For works in Reserve Forest Areas | 20% | 20% | 20% | 20% | 20% |
| 4 | Hills | | | | | |
| i | For works in Nilgiris District | 40% | 25% | 40% | - | 40% |
| ii | For works at Mudumalai Sanctuary, Shandy Nalla Sheep Form, Dansandle Area | 40% | 25% | 40% | - | 40% |
| iii | For works at Valparai | 40% | 25% | 40% | - | 40% |
| iv | For works at Gudiyalathur, Siruvani, Thavalamalai Hills, Thalavadi Hills, Bargur Hills, Anamalai, Chennai Malai and Sivanmalai Hills | 20% | 20% | 20% | - | 20% |
| v | For works in Western Ghats of Virudhunagar, Coimbatore, Tirunelveli and Kanyakumari Districts | 20% | 20% | 20% | - | 20% |
| | In Madurai, Theni and Dindigul Districts | | | | | |
| vi | For works at Thekkady | 50% | 25% | - | - | - |
| vii | For works at Periyar Dam Site | - | 60% | - | - | - |
| viii | For works at Periyar Dam Site under normal condition | 100% | - | - | - | - |

| Sl. No. | Area | Percentage extra allowable on | | | | |
|----------|--|-------------------------------|----------|--|------------|-----------|
| | | Labour | Material | Rate of work (where human labour involved) | Conveyance | Head load |
| ix | For works at Periyar Dam Site under hanging condition | 150% | - | - | - | - |
| x | For works at Lower Camp above Kuruvanthu Bridge, Bodi Hills, Cumbam Mettu, Sirumalai, Pachai Kamatchi Hills, Palani Hills, Tiruparankundram Hills, Irdumban Hills, Megamalai Panchayat and Thummakundu Panchayat | 50% | 50% | 50% | - | 50% |
| xi | For works at Kodaikanal | 40% | 25% | 40% | - | 40% |
| xii | For works at Yercaud Hills, Yercaud Sub-Taluk, Boothamalai, Aranuthumalai, Sarugumalai and Tiruchengodu Hills in Salem and Namakkal Districts | 25% | 25% | 25% | - | 25% |
| xiii | For works at Kalrayan Hills, Pachamalai Hills, Kolli Hills in Salem and Namakkal Districts | 40% | 25% | 40% | - | 40% |
| xiv | For works at Jawadhu Hills, Elagiri Hills, Kalrayan Hills, Nakkanamalai Hills, Naickenneri Hills in Tiruvannamalai and Vellore Districts | 40% | 25% | 40% | - | 40% |
| xv | For works at Piranmalai covering Oduvarpatti, Kattugudipatti, Pannadaipattu, V.Pudur Villages, Mamalai covering Vannar Iruppu, Nagamangalam Villages, Usilamalai covering Poolankurichi Village, Hillocks at Musundapatti, Usilam, Ammapatty and Thuthampatti in Sivagangai District | 40% | 25% | 40% | - | 40% |
| xvi | For works at Chitheri Hills, Sittiling in Kalrayan Hills in Dharmapuri District | 40% | 25% | 40% | - | 40% |
| xvii | For works at Kalrayan Hills in Cuddalore and Villupuram Districts | 40% | 25% | 40% | - | 40% |
| xviii | For works at Pachamalai Hills in Trichy, Karur and Perambalur Districts | 40% | 25% | 40% | - | 40% |
| 5 | Islands | | | | | |
| i | For works at Rameswaram Island in Ramanathapuram District | 25% | - | 25% | - | 25% |

| Sl. No. | Area | Percentage extra allowable on | | | | |
|----------|--|-------------------------------|----------|--|------------|-----------|
| | | Labour | Material | Rate of work (where human labour involved) | Conveyance | Head load |
| ii | For works in other Islands, viz. Upputhannie, Puleevilaichalli, Alaiappar, Valimunai, Appa, Thalaiyari, Valai, Mullai, Manoli, Minidiputti, Nadu, Nallathannie, Pullivasal, Poomarichan, Muyal, Singala, Kuruseedar Islands in Ramanathapuram District | 125% | 125% | 125% | 125% | 125% |
| iii | For works in Van, Kasvar, Karaichalli and Vilankurichi Islands in Thoothukudi District | 125% | 125% | 125% | 125% | 125% |
| 6 | Tunnels | | | | | |
| i | Where human labour alone is involved | 15% | - | 15% | - | - |
| 7 | Dam sites under hanging condition | | | | | |
| i | For works at dam sites other than Periyar Dam Site, which may be executed by hanging from top of dam through slings or rope ladders to work in dizzy height | 75% | - | - | - | - |


 for Engineer-in-Chief (Buildings) &
 Chief Engineer (Buildings), Chennai Region &
 Chief Engineer (General), PWD, Chennai-5




ANNEXURE-I**I. RATES OF LABOUR**

| Sl. No. | Sch. Item No. | Description of Labour | Unit | Rate approved for the year 2012-2013 (w.e.f. 01.05.2012) |
|----------------|----------------------|--|-------------|---|
| 1 | 2 | Axe Mazdoor | Day | 171.00 |
| 2 | 4 | Blacksmith - I Class | Day | 225.00 |
| 3 | 4A | Blacksmith - II Class | Day | 207.00 |
| 4 | 5 | Boat Mazdoor | Day | 189.00 |
| 5 | 8 | Bullocks pair with driver (with bandy) | Day | 336.00 |
| 6 | 8A | Bullocks single with driver (with bandy) | Day | 243.00 |
| 7 | 11 | Carpenter - I Class | Day | 284.00 |
| 8 | 12 | Carpenter - II Class | Day | 261.00 |
| 9 | 13 | Caulker | Day | 189.00 |
| 10 | 15 | Cleaner - First Grade | Day | 153.00 |
| 11 | 15A | Cleaner - Second Grade | Day | 144.00 |
| 12 | 18 | Ferry Mazdoor | Day | 189.00 |
| 13 | 19 | Fitter - I Class | Day | 258.00 |
| 14 | 19A | Fitter II Class | Day | 240.00 |
| 15 | 20 | Fitter (Pipe Laying / Bar bending) - I Class | Day | 253.00 |
| 16 | 20A | Fitter (Pipe Laying / Bar bending) - II Class | Day | 235.00 |
| 17 | 21 | Floor Polisher | Day | 225.00 |
| 18 | 22 | Gardener | Day | 171.00 |
| 19 | 25 | Hammer Mazdoor | Day | 181.00 |
| 20 | 26 | Head Mazdoor for Well Sinking | Day | 189.00 |
| 21 | 27 | Driver (Light Duty) | Day | 225.00 |
| 22 | 27A | Driver (Heavy Duty) | Day | 240.00 |
| 23 | 28 | Jumper Mazdoor | Day | 171.00 |
| 24 | 36 | Maistry, Road Inspector & Work Inspector | Day | 217.00 |
| 25 | 36A | Maistry, Road Inspector & Work Inspector (Degree Holder) | Day | 240.00 |
| 26 | 37 | Mason for Brick Work-I Class | Day | 291.00 |
| 27 | 37A | Mason for Brick Work-II Class | Day | 261.00 |

| Sl. No. | Sch. Item No. | Description of Labour | Unit | Rate approved for the year 2012-2013 (w.e.f. 01.05.2012) |
|----------------|----------------------|---|-------------|---|
| 28 | 38 | Mason for Stone Work-I Class | Day | 291.00 |
| 29 | 38A | Mason for Stone Work-II Class | Day | 261.00 |
| 30 | 39A | Mazdoor Category-I | Day | 183.00 |
| 31 | 39B | Mazdoor Category-II | Day | 165.00 |
| 32 | 39C | Head Mazdoor | Day | 189.00 |
| 33 | 40 | Mechanic - I Class | Day | 225.00 |
| 34 | 40A | Mechanic - II Class | Day | 207.00 |
| 35 | 42 | Mopla - I Class | Day | 224.00 |
| 36 | 42A | Mopla - II Class | Day | 207.00 |
| 37 | 43 | Navagonies or Javali Man I Class | Day | 189.00 |
| 38 | 44 | Painter / Varnisher - I Class | Day | 235.00 |
| 39 | 44A | Painter / Varnisher - II Class | Day | 217.00 |
| 40 | 46 | Pile Driver | Day | 207.00 |
| 41 | 47 | Plumber I Class | Day | 253.00 |
| 42 | 47A | Plumber II Class | Day | 235.00 |
| 43 | 48 | Pump Driver | Day | 189.00 |
| 44 | 52 | Sawyer | Day | 207.00 |
| 45 | 54 | Smith I Class | Day | 224.00 |
| 46 | 54A | Smith II Class | Day | 207.00 |
| 47 | 55 | Sprayer Mazdoor (for bitumen, tar etc.) | Day | 171.00 |
| 48 | 56 | Stone Cutter - I Class | Day | 224.00 |
| 49 | 56A | Stone Cutter - II Class | Day | 207.00 |
| 50 | 58 | Syrang - I Class | Day | 224.00 |
| 51 | 58A | Syrang - II Class | Day | 207.00 |
| 52 | 60 | Thatcher | Day | 181.00 |
| 53 | 62 | Tinker - I Class | Day | 181.00 |
| 54 | 62A | Tinker - II Class | Day | 171.00 |
| 55 | 63 | Turner - I Class | Day | 207.00 |
| 56 | 63A | Turner - II Class | Day | 189.00 |

| Sl. No. | Sch. Item No. | Description of Labour | Unit | Rate approved for the year 2012-2013 (w.e.f. 01.05.2012) |
|---------|---------------|---|------|--|
| 57 | 64 | Time Keeper I Class | Day | 224.00 |
| 58 | 64A | Time Keeper II Class | Day | 207.00 |
| 59 | 67 | Welder / Bracer - I Class | Day | 224.00 |
| 60 | 67A | Welder / Bracer - II Class | Day | 207.00 |
| 61 | 68 | Well Diver for removing silt - I Class | Day | 224.00 |
| 62 | 68A | Well Diver for removing silt - II Class | Day | 207.00 |
| 63 | 69 | Well Sinker - I Class | Day | 253.00 |
| 64 | 69A | Well Sinker - II Class | Day | 235.00 |
| 65 | 70 | Well Sinking Diver working with Helmet (above two metres depth of water) | Day | 261.00 |
| 66 | 72 | Wodder | Day | 189.00 |
| | | Technical Assistant | | |
| 67 | 76A | Technical Assistant - Grade I (B.E.Passed) | Day | 374.00 |
| 68 | 76B | Technical Assistant - Grade II (Diploma in Engg. Passed / B.E. Failed / Degree in Geology for Ground water works) | Day | 336.00 |
| 69 | 76C | Technical Assistant - Grade III (Diploma in Engg. Failed / ITI (civil) Passed) | Day | 284.00 |
| 70 | 76D | Cinema Operator (ITI Passed) | Day | 235.00 |
| 71 | 76E | B.Sc., (Agriculture) Passed | Day | 336.00 |
| 72 | 77A | Laboratory Assistant - Grade I (Post Graduate in Science) | Day | 284.00 |
| 73 | 77B | Laboratory Assistant - Grade II (Degree in Science / Degree in Geology for Ground water) | Day | 261.00 |
| 74 | 77C | Laboratory Assistant-Grade III (With Degree Qualification to work as works clerk) | Day | 235.00 |
| 75 | 78A | Mazdoor employed for Geological mapping | Day | 183.00 |
| 76 | 78B | Mazdoor employed for Pitting, Trenching, Sampling & Drilling works | Day | 183.00 |
| 77 | 78C | Mazdoor employed for Geophysical investigation works | Day | 183.00 |
| 78 | 78D | Head Mazdoor to Supervise exploratory works | Day | 193.00 |
| 79 | 79 | Mixer Operator (including concrete mixer) | Day | 199.00 |

| Sl. No. | Sch. Item No. | Description of Labour | Unit | Rate approved for the year 2012-2013 (w.e.f. 01.05.2012) |
|---------|---------------|--|------|--|
| 80 | 80 | Mixer Driver | Day | 189.00 |
| 81 | 81 | Compressor Operator | Day | 199.00 |
| 82 | 89A | Computer Operator Grade I [B.E. (Computer Science) / M.Sc., (Computer Science)] | Day | 374.00 |
| 83 | 89B | Computer Operator Grade II [B.Sc. (Computer Science) / Diploma in Computer Science] | Day | 336.00 |
| 84 | 90A | Irrigation Community Organaiser Grade-I [B.E. (Agri) Passed / B.Sc. (Agri) Passed / P.G. (Geology) & Rural Development] | Day | 360.00 |
| 85 | 90B | Irrigation Community Organaiser Grade-II [B.E. (Agri) Failed / B.Sc. (Agri) Failed / Diploma in Agri. Passed] | Day | 300.00 |
| 86 | 95 | Heatmaster Operator | Day | 189.00 |
| 87 | 96 | Raker | Day | 189.00 |
| 88 | 97 | Geological Assistant | Day | 277.00 |
| 89 | 98 | Stone & Crusher Operator | Day | 199.00 |
| 90 | 99 | Heavy Mazdoor | Day | 199.00 |
| | | Electrical Workers | | |
| 91 | 100 | Wireman Grade-I / Electrician Grade-I | Day | 254.00 |
| 92 | 101 | Wireman Grade-II / Electrician Grade-II | Day | 240.00 |
| 93 | 102 | Electrical Helper | Day | 181.00 |
| 94 | 103 | Lift Operator | Day | 217.00 |
| 95 | 104 | Laboratory Attendant | Day | 162.00 |
| 96 | 105 | Sound Service Operator | Day | 181.00 |
| 97 | 106 | Electrical Maistry | Day | 277.00 |


 for Engineer-in-Chief (Buildings) &
 Chief Engineer (Buildings), Chennai Region &
 Chief Engineer (General), PWD, Chennai-5


ANNEXURE-II

II. RATES OF MATERIALS

| Sl. No. | Sch. Item No. | Description of Materials | Unit | Rate approved for the year 2012-2013 (w.e.f. 01.05.2012) |
|---------|---------------|---|-----------|--|
| | | A. BRICKS AND TILE PRODUCTS | | |
| | 1 | Second Class Table Moulded Chamber Burnt Bricks | | |
| 1 | a | 9" x 4 ¹ / ₂ " x 3" | 1000 Nos. | 5000.00 |
| 2 | b | 9" x 4 ³ / ₈ " x 2 ³ / ₄ " | 1000 Nos. | 4810.00 |
| | 2 | Second Class Ground Moulded Chamber Burnt Bricks | | |
| 3 | a | 9" x 4 ¹ / ₂ " x 3" | 1000 Nos. | 4310.00 |
| 4 | b | 9" x 4 ³ / ₈ " x 2 ³ / ₄ " | 1000 Nos. | 4185.00 |
| | 3 | Third Class Country Brick Kiln Burnt | | |
| 5 | a | 8 ³ / ₄ " x 4 ¹ / ₄ " x 2 ³ / ₄ " | 1000 Nos. | 3625.00 |
| 6 | b | 8 ³ / ₄ " x 4 ¹ / ₄ " x 2 ¹ / ₄ " | 1000 Nos. | 2855.00 |
| 7 | c | 8 ³ / ₄ " x 4 ¹ / ₄ " x 2" | 1000 Nos. | 2735.00 |
| | 3A | Fly Ash Bricks | | |
| 8 | a | 230 x 110 x 70mm | 1000 Nos. | 3875.00 |
| | 4 | Specially moulded country brick for well steining | | |
| 9 | a | 8 ³ / ₄ " x 4 ¹ / ₄ " x 2" | 1000 Nos. | 1610.00 |
| 10 | b | Perforated bricks 19 x 9 x 9cm | 1000 Nos. | 2450.00 |
| 11 | c | Terrace bricks 15 x 7.5 x 2.5cm | 1000 Nos. | 630.00 |
| | 8 | Flat Tiles | | |
| 12 | a | 15cm x 15cm x 12mm | 1000 Nos. | 593.00 |
| 13 | b | 15cm x 15cm x 20mm | 1000 Nos. | 703.00 |
| | 10 | Brick Jelly | | |
| 14 | a | 40mm size | cum. | 450.00 |
| 15 | b | 20mm size | cum. | 500.00 |
| | 11 | Pressed Tiles | | |
| 16 | a | 20 x 20 x 2cm | 1000 Nos. | 7920.00 |
| 17 | b | 23 x 23 x 2cm | 1000 Nos. | 11220.00 |
| | 12 | Pan Tiles | | |

| Sl. No. | Sch. Item No. | Description of Materials | Unit | Rate approved for the year 2012-2013 (w.e.f. 01.05.2012) |
|---------|---------------|---|-----------|--|
| 18 | a | 23cm x 8cm x 1.7cm | 1000 Nos. | 309.00 |
| 19 | b | 16.5cm x 8cm x 1.7cm | 1000 Nos. | 257.00 |
| | 13 | Best Mangalore Tiles | | |
| 20 | a | I Class'A' | 1000 Nos. | 7405.00 |
| 21 | b | Class 'AA' | 1000 Nos. | 7545.00 |
| 22 | c | Best Mangalore Ridge Tiles | 1000 Nos. | 21630.00 |
| 23 | d | Best Mangalore Ceiling Tiles | 1000 Nos. | 4545.00 |
| 24 | e | Best Mangalore Glass Roofing Tiles | Each | 215.00 |
| 25 | f | Best Mangalore Ventilating Tiles (Single) | Each | 32.50 |
| 26 | g | Best Mangalore Ventilating Tiles (Double) | Each | 40.75 |
| | 23A | Mosaic Flooring Tiles (Grey) | | |
| 27 | a | Mosaic (Grey) Tile 25 x 25 x 2cm | 1000 Nos. | 9990.00 |
| 28 | b | Mosaic (Grey) Tile 20 x 20 x 2cm | 1000 Nos. | 6360.00 |
| | 23C | Mosaic (other Colour) | | |
| 29 | a | Mosaic (other colour) Tile 25 x 25 x 2cm | 1000 Nos. | 13730.00 |
| 30 | b | Mosaic (other colour) Tile 20 x 20 x 2cm | 1000 Nos. | 8115.00 |
| 31 | c | Mosaic (Green) Tile 20 x 20 x 2cm | 1000 Nos. | 9990.00 |
| 32 | d | Mosaic (Green) Tile 25 x 25 x 2cm | 1000 Nos. | 15615.00 |
| 33 | 24 | Mosaic Chequered tile Grey colour size 25 x 25 x 2 cm | 1000 Nos. | 12485.00 |
| | | B. STONE AND ROAD MATERIALS | | |
| 34 | 27 | Rough stone for masonry works (Hard Granite) | cum. | 302.00 |
| 35 | 28 | Rough stone for revetment works | cum. | 262.00 |
| 36 | 29 | Jeddy size for Revetment (Hard Granite) | cum. | 289.00 |
| 37 | 29a | Cut stone pillar of size 0.15 x 0.15 x 2.1M | Each | 113.00 |
| 38 | 30 | From boulders without blasting for revetment | cum. | 77.50 |
| 39 | 30a | From boulders without blasting for masonry | cum. | 101.00 |
| 40 | 32 | Course Rubble stone for masonry works | cum. | 242.00 |
| 41 | 33 | Course Rubble stone for Arch works | cum. | 262.00 |

| Sl. No. | Sch. Item No. | Description of Materials | Unit | Rate approved for the year 2012-2013 (w.e.f. 01.05.2012) |
|---------|---------------|---|------|--|
| 42 | 33 (A) I | Chisel dressed stone 70cm x 30cm x 29cm | Each | 120.00 |
| 43 | II | Chisel dressed stone 37cm x 30cm x 29cm | Each | 109.00 |
| 44 | (B) | Hammer dressed stone 37cm x 30cm x 29cm | Each | 84.00 |
| 45 | 34 | Cutstone fully dressed to size on all faces | cum. | 4305.00 |
| 46 | 35 | Cut stone Roughly dressed | cum. | 2970.00 |
| 47 | 36 | Ashlar arch stone fully dressed to size all faces | cum. | 3275.00 |
| 48 | 38 | Flooring stone SS Size (Not less than 10cm thick) | sqm. | 241.00 |
| 49 | 39 a | Stone slab for culvert (3 faces one line dressed) Above 1.2m | cum. | 3125.00 |
| 50 | b | Stone slab for culvert (3 faces one line dressed) Upto 1.2m | cum. | 2835.00 |
| 51 | 40 | Stone slab for culvert (3 faces two line dressed) | cum. | 3485.00 |
| 52 | 41 | For Lintel coping (3 faces two line dressed) | cum. | 3485.00 |
| 53 | 42 | Bond Stones | cum. | 414.00 |
| 54 | 43 a | Kilometre stone 1.65 x 0.45 x 0.15m | Each | 299.00 |
| 55 | 44 a | Hecta metre stone 0.9x0.1x0.1m | Each | 84.00 |
| 56 | b | Hecta metre stone 0.75x0.23x0.1m | Each | 155.00 |
| 57 | c | Hecta metre stone 0.9x0.15x0.15m | Each | 150.00 |
| 58 | 45 a | Demarcation Stone (two line dressed for top 30 cm) 75 x 15 x 15 cm | Each | 63.00 |
| 59 | b | Demarcation Stone (two line dressed for top 30 cm) 90 x 23 x 23 cm | Each | 80.50 |
| 60 | c | Demarcation Stone (two line dressed for top 30 cm) 75 x 23 x 23 cm | Each | 74.50 |
| 61 | d | Demarcation Stone (two line dressed for top 30 cm) 90 x 15 x 15 cm | Each | 69.00 |
| 62 | e | Demarcation Stone with letter cut 75 x 15 x 15cm | Each | 84.00 |
| 63 | f | Edge Stone 45 x 15 x 15 cm | Each | 38.50 |
| 64 | g(i) | T.R.S. Bench mark stone the exposed surface neatly dressed to a height of 15cm including cutting letters 15 x 15 x 60cm | Each | 96.50 |

| Sl. No. | Sch. Item No. | Description of Materials | Unit | Rate approved for the year 2012-2013 (w.e.f. 01.05.2012) |
|---------|---------------|---|------|--|
| 65 | g(ii) | T.R.S. Bench mark stone the exposed surface neatly dressed to a height of 15cm including cutting letters 10 x 10 x 25cm | Each | 70.00 |
| 66 | 46 a | Guard Stone (Two line dressed for 45 cm) 23cm dia 1.0m long | Each | 111.00 |
| 67 | b | Guard Stone (Top 0.7m chisel dressed and 0.50m bottom roughly dressed) 0.23 x 0.23 x 1.20m long. Two line dressed top 45cm) 23cm dia 1.0m long | Each | 118.50 |
| 68 | c | Guard Stone (Top 0.7m chisel dressed and 0.50m bottom roughly dressed) 0.23 x 0.23 x 0.90m long. Two line dressed top 45 cm) 23cm dia 0.90m long | Each | 111.00 |
| 69 | d | Guard Stone (Top 0.7m chisel dressed and 0.50m bottom roughly dressed) 0.15 x. 0.15 x 0.90m long. Two line dressed top 45 cm) 23cm dia 0.90m long | Each | 77.50 |
| 70 | e | Guard Stone 23cm dia 0.90m long | Each | 57.50 |
| | 48 | Hard Broken Granite Stone Jelly (I.S.S.) Machine crushed / Hand broken | | |
| 71 | I | HBGS Jelly 90 mm size | cum. | 290.00 |
| 72 | ii | HBGS Jelly 80 mm size | cum. | 326.00 |
| 73 | iii | HBGS Jelly 63 mm size | cum. | 375.00 |
| 74 | iv | HBGS Jelly 50 mm size | cum. | 435.00 |
| 75 | v | HBGS Jelly 40 mm size | cum. | 675.00 |
| 76 | vi | HBGS Jelly 25 mm size | cum. | 580.00 |
| 77 | vii | HBGS Jelly 20 mm size | cum. | 940.00 |
| 78 | viii | HBGS Jelly 12 mm size | cum. | 871.00 |
| 79 | ix | HBGS Jelly 10 mm size | cum. | 641.00 |
| 80 | x | HBGS Jelly 6 mm size | cum. | 435.00 |
| 81 | xi | HBGS Jelly 3 mm size | cum. | 392.00 |
| | 49 b | Quartz metal | | |
| 82 | I | Quartz metal 50 mm | cum. | 66.00 |
| 83 | ii | Quartz metal 40 mm | cum. | 67.00 |

| Sl. No. | Sch. Item No. | Description of Materials | Unit | Rate approved for the year 2012-2013 (w.e.f. 01.05.2012) |
|---------|---------------|--|------|--|
| | 51 | Soft Broken Stone | | |
| 84 | I | Soft Broken Stone 63mm size | cum. | 51.00 |
| 85 | ii | Soft Broken Stone 40mm size | cum. | 57.00 |
| 86 | 52 | Laterite 40 to 75mm size | cum. | 66.00 |
| 87 | 53 | Kankar 40 to 75mm size | cum. | 66.00 |
| 88 | 54 | Soling stones unblasted 15cm cube | cum. | 77.00 |
| 89 | 54a | Soling stones blasted 15cm cube | cum. | 126.00 |
| 90 | 57 | Gravel | cum. | 111.00 |
| 91 | 57A | Well Gravel | cum. | 98.00 |
| 92 | 57B | Screened Kankar Gravel | cum. | 72.00 |
| 93 | 58 | Quarry Rubbish | cum. | 66.00 |
| 94 | 58A | Stone Dust | cum. | 84.00 |
| 95 | 58B | Pond Ash (wet / dry) | cum. | 65.00 |
| 96 | 58C | Crushed Stone Sand | cum. | 334.00 |
| 97 | 59 | Sand for Mortar | cum. | 110.00 |
| 98 | 60 | Sand for Filling | cum. | 110.00 |
| 99 | 62 | Clay for Puddle & Masonry | cum. | 26.00 |
| 100 | 63 (I) | Cuddapah Slab 50mm Thick | sqm. | 311.00 |
| 101 | ii | Cuddapah Slab 38 / 40mm Thick | sqm. | 300.00 |
| 102 | iii | Cuddapah Slab 20 / 30mm Thick | sqm. | 277.00 |
| | | C. LIME | | |
| 103 | 66 | Shell lime (Slaked & Screened) | cum. | 1075.00 |
| 104 | 67 | Freshly Slaked & Screened Burnt Lime Stone | cum. | 790.00 |
| 105 | 68 | Stone Lime or Lime Metal | cum. | 70.00 |
| | | D. Timber and Roofing Materials | | |
| 106 | 71 | TW Scantlings (over 3m for joist and rafters) - Malabar | cum. | 88550.00 |
| 107 | 72 | TW Scantlings (for Tiebeams and principal rafters) - Malabar | cum. | 87120.00 |

| Sl. No. | Sch. Item No. | Description of Materials | Unit | Rate approved for the year 2012-2013 (w.e.f. 01.05.2012) |
|---------|---------------|--|------|--|
| 108 | 73 | TW Scantlings (over 2m & below 3m in length) - Malabar | cum. | 84810.00 |
| 109 | 74 | TW Scantling (below 2m in length) - Malabar | cum. | 75460.00 |
| 110 | 75 (I) | TW Planks (Over 45cm wide & 12mm Thick) | cum. | 93500.00 |
| 111 | ii | TW Planks (30 - 45cm wide & 12mm Thick) | cum. | 86790.00 |
| 112 | iii | TW Planks (30 - 45cm wide & 12 - 25 mm Thick) | cum. | 81290.00 |
| 113 | iv | TW Planks (30 - 45cm wide & 25 - 40 mm Thick) | cum. | 77990.00 |
| 114 | v | TW Planks (15 - 30cm wide & 12mm Thick) | cum. | 75900.00 |
| 115 | vi | TW Scantling (15 - 30cm wide & 12-25mm Thick) | cum. | 72160.00 |
| 116 | vii | TW Planks (15 - 30cm wide & 25- 40mm Thick) | cum. | 70730.00 |
| 117 | viii | TW Planks (Upto 15cm wide & 12mm Thick) | cum. | 69410.00 |
| 118 | ix | TW Planks (Upto 15cm wide & 12-25mm Thick) | cum. | 69410.00 |
| 119 | xiii | TW Planks (Upto 15cm wide & 25-40mm Thick) | cum. | 65560.00 |
| | 76 | Teak wood Reepers | | |
| 120 | I | TW Reepers 50 x 25mm | RM | 58.00 |
| 121 | ii | TW Reepers 50 x 12mm | RM | 47.00 |
| | 77 | Country Wood Scantling | | |
| 122 | I | CW Scantling (upto 4m in length) | cum. | 26180.00 |
| 123 | ii | CW Scantling (over 4m in length) | cum. | 27500.00 |
| 124 | 77A | CW Scantling (for tie beams & principal rafters for trusses) | cum. | 27500.00 |
| 125 | 77B | Jack wood Scantlings (upto 4 m) | cum. | 28820.00 |
| 126 | 77D | Silver oak Scantlings | cum. | 11880.00 |
| | 78 | Country Wood Planks | | |
| 127 | I | CW Planks (upto 30cm wide-40mm thick) | cum. | 30030.00 |
| 128 | ii | CW Planks (upto 30cm wide-25mm thick) | cum. | 30030.00 |
| 129 | iii | CW Planks (over 30cm wide-40mm thick) | cum. | 30030.00 |
| 130 | iv | CW Planks (over 30cm wide-25mm thick) | cum. | 30030.00 |
| 131 | 78A | JW Planks (25mm-40mm thick) | cum. | 31460.00 |

| Sl. No. | Sch. Item No. | Description of Materials | Unit | Rate approved for the year 2012-2013 (w.e.f. 01.05.2012) |
|---------|---------------|--|----------|--|
| 132 | 78B | Silver Oak Plank (40mm thick) | cum. | 13530.00 |
| 133 | 78C | Bluegum Plank | cum. | 13860.00 |
| | 79 | Country Wood Reepers | | |
| 134 | I | CW Reepers (50 x 25mm) | RM | 26.40 |
| 135 | ii | CW Reepers (50 x 12mm) | RM | 19.20 |
| 136 | 80 | Mango plank | cum. | 12870.00 |
| 137 | 81 | Palmyrah rafter (50 - 60mm wide & 125mm depth) | RM | 37.90 |
| 138 | a | Palmyrah Leaves | 100 Nos. | 195.80 |
| 139 | b | Palmyrah Leaves (Labour for cutting) | 100 Nos. | 30.80 |
| | 90 | Casurina poles | | |
| 140 | a | Casurina poles 13cm - 15cm dia | RM | 25.30 |
| 141 | b | Casurina poles 10cm - 13cm dia | RM | 19.20 |
| 142 | c | Casurina poles 8cm - 10cm dia | RM | 14.80 |
| 143 | d | Casurina poles 5cm - 8cm dia | RM | 12.60 |
| | 90.1 | Eucalyptus Poles | | |
| 144 | a | 13cm to 15cm dia | RM | 25.30 |
| 145 | b | 10cm to 13cm dia | RM | 18.10 |
| 146 | c | 8cm to 10cm dia | RM | 14.80 |
| 147 | d | 5cm to 8cm dia | RM | 12.60 |
| 148 | e | below 5cm | RM | 11.50 |
| 149 | 90.2 | Eucalyptus Bullies 4cm to 5cm dia and cross ties | RM | 9.30 |
| 150 | 91 | Casurina Bullies 4cm - 5cm dia & cross ties | RM | 10.40 |
| 151 | 92 | Bamboo Large (10cm dia and above) | RM | 9.30 |
| 152 | 93 | Bamboo (7.5cm - 10cm dia) | RM | 8.20 |
| | | E. Metal and Iron works | | |
| 153 | 111 | Mild steel plates or sheets BG 10 | Kg | 48.00 |
| 154 | 112 | Mild steel Angles 25 x 25 x 3 mm | Kg | 48.00 |
| 155 | 113 | Binding wire (Black 18 G) | Kg | 48.00 |
| 156 | 113 b | Binding wire (Galvanised-18 G) | Kg | 48.00 |

ANNEXURE-III

III. RATES OF WORKS

| Sl. No. | Sch. Item No. | Description of Works | Unit | Rate approved for the year 2012-2013 (w.e.f. 01.05.2012) |
|---------|---------------|--|------|--|
| | | A. Clearing the Site | | |
| 1 | 1 | Clearing Heavy Jungle | sqm. | 2.70 |
| 2 | 2 | Clearing Light Jungle | sqm. | 2.05 |
| 3 | 3 | Clearing Scrub Jungle | sqm. | 1.90 |
| 4 | 4 | Uprooting & removing large palmyrah / coconut stumps | Each | 52.50 |
| 5 | 5 | Uprooting & removing small palmyrah / coconut stumps | Each | 37.50 |
| 6 | 9 | Removing weeds in channel and drain | sqm. | 0.80 |
| 7 | 9C | Cleaning Juliflora jungle with uprooting | sqm. | 3.00 |
| 8 | 9D | Cleaning Juliflora jungle without uprooting | sqm. | 2.30 |
| | | B. Dismantling | | |
| | | Dismantling, clearing away and carefully stacking materials useful for re-use for any thickness of walls | | |
| 9 | 10 | Brick / stone in clay walls under 3m high | cum. | 22.30 |
| 10 | 11 | Brick / stone in clay walls, add for every additional 3m or part there of over the initial height of 3m | cum. | 7.50 |
| 11 | 11A | Mud / sun dried brick walls under 3m high | cum. | 15.00 |
| 12 | 11B | Mud / sun dried brick walls, add for every additional 3m or part there of over the initial height of 3m | cum. | 4.40 |
| 13 | 12 | Brick / stone masonry in lime mortar walls under 3m high | cum. | 68.40 |
| 14 | 13 | Brick / stone masonry in lime mortar walls, add for every additional 3m or part there of over the initial height of 3m | cum. | 7.65 |
| 15 | 14 | Brick / stone masonry in Cement mortar walls under 3m high | cum. | 83.85 |
| 16 | 15 | Brick / stone masonry in Cement mortar walls, add for every additional 3m or part there of over the initial height of 3m | cum. | 9.00 |
| 17 | 16 | Terracing work in roof or floor | sqm. | 22.70 |
| 18 | 17 | Flag stone in roof or floor including lifting | sqm. | 12.10 |
| 19 | 18 | Cut stone slab over culverts upto 3.3m height below GL | cum. | 348.60 |
| 20 | 19 | Cut stone slab over culverts over 3.3m height below GL | cum. | 363.30 |

| Sl. No. | Sch. Item No. | Description of Works | Unit | Rate approved for the year 2012-2013 (w.e.f. 01.05.2012) |
|---------|---------------|---|------|--|
| 21 | 20 | Removal of cut stone slabs / RCC cover slabs | sqm. | 153.30 |
| 22 | 22 | Re-fixing cut stone slab / RCC Cover Slab | sqm. | 167.00 |
| 23 | 23 | Pantile or Mangalore tiled roof without roof timbers | sqm. | 6.00 |
| 24 | 24 | Flat & pan tiles or Manglore tile over flat tiles, with out roof timbers | sqm. | 8.35 |
| 25 | 25 | AC sheet roofing without roof timbers | sqm. | 5.50 |
| 26 | 26 | Corrugated iron sheet roofing over pan tiles, without roof timbers | sqm. | 9.00 |
| 27 | 27 | Old thatched roof, including tying materials into small bundles for reuse. | sqm. | 2.70 |
| 28 | 28 | Wrought and putup framed timbers in roofs / floors | cum. | 219.45 |
| 29 | 29 | Doors and windows including removal of frames, hinges and fastenings | sqm. | 45.35 |
| 30 | 32 | Dry stones apron or revetment, stacking within 40m lead | cum. | 39.00 |
| 31 | 33 | Grouted stones apron or revetment, stacking within 40m lead | cum. | 45.35 |
| 32 | 34 | Dry stone masonry walls | cum. | 33.20 |
| 33 | 36 | Dismantling lime concrete | cum. | 106.20 |
| 34 | 37 | Dismantling plain Cement concrete | cum. | 144.00 |
| 35 | 38 | Dismantling RCC | cum. | 2187.00 |
| 36 | 38A | Chipping of concrete and roughening the surface | sqm. | 12.10 |
| 37 | 38B | Pressed tiles & weathering course | sqm. | 13.95 |
| 38 | 38C | One course of pressed tile roof finish in Cement Mortar | sqm. | 7.75 |
| 39 | 38D | One course of terrace bricks roof finish in Cement mortar | sqm. | 9.00 |
| 40 | 38E | Two course of flat tiles roof finish in cement mortar | sqm. | 9.00 |
| 41 | 38F | Mosaic in situ finish in cement mortar in flooring and in wall surface | sqm. | 18.70 |
| 42 | 38G | Floor finish and dadoing walls in cement mortar with mosaic tiles / glazed tiles / cuddapah slabs | sqm. | 18.10 |
| | | C. Quarrying and Blasting | | |
| 43 | 39 | Hard rock measured in solid including blasting & stacking | cum. | 258.30 |

| Sl. No. | Sch. Item No. | Description of Works | Unit | Rate approved for the year 2012-2013 (w.e.f. 01.05.2012) |
|---------|---------------|---|------|--|
| 44 | 39A | Removing hard rock by wedging, chiseling and trimming to proper shape where blasting is prohibited. | cum. | 516.60 |
| 45 | 40A | Medium rock and dense medium rock requiring blasting | cum. | 132.30 |
| 46 | 42A | Extra for every additional 10m lead or part thereof over the initial lead for blasted materials | cum. | 3.20 |
| 47 | 42B | Extra for every additional 1m lift or part thereof over the initial lift of 2m for blasted materials | cum. | 3.30 |
| 48 | 44 | Benching, hard rock upto an average 10 cm depth | sqm. | 250.00 |
| 49 | 46 | Drilling holes in hard granite 40mm diameter | RM | 83.80 |
| 50 | 46A | Drilling holes in hard granite 45mm diameter | RM | 97.80 |
| 51 | 47 | Drilling holes in hard granite 50mm diameter | RM | 116.50 |
| 52 | 48 | Drilling holes in hard granite 75mm diameter | RM | 132.30 |
| 53 | 49 | Drilling holes in hard granite 32mm diameter | RM | 71.90 |
| | | D. Earth Work | | |
| 54 | 49 | ORDINARY SOIL (SS20A) Earth work excavating and depositing on bank with initial lead of 10m & initial lift of 2m in Sand, silt or other loose soil, wet sand or silt not under water, light black cotton soil sandy loam and ordinary soil including excavated earth (SS20A) | cum. | 26.75 |
| 55 | 50 | ORDINARY SOIL (SS20B) Earth work excavating and depositing on bank with initial lead of 10m & initial lift of 2m in Sand, silt or other loose soil, wet sand or silt not under water, light black cotton soil, sandy loam and ordinary soil including excavated earth (SS20B) | cum. | 24.35 |
| 56 | 50A | Sand and Silt Under Water (SS20B) Earth work excavating and depositing on bank with initial lead of 10 m & initial lift of 2m in Slush and silt under water upto 0.75m depth requiring the aid of basket and vessels (SS20B) | cum. | 30.45 |
| 57 | 50B | Trimming the bed and the side slope of the bank in all soils except hard rock upto a thickness of 7.5 cm and making it ready to receive the concrete | sqm. | 6.30 |
| 58 | 50C | Trimming the bed and the side slope of the bank in all soils except hard rock upto a thickness of 7.5 cm to 15 cm and making it ready to receive the concrete | sqm. | 7.65 |
| 59 | 50D | Sectioning during forming bunds when earth moving machinery, lorries and rollers are used for consolidation. | cum. | 4.70 |

| Sl. No. | Sch. Item No. | Description of Works | Unit | Rate approved for the year 2012-2013 (w.e.f. 01.05.2012) |
|---------|---------------|--|------|--|
| 60 | 61 | HGS SS.20.A. Earth work excavating and depositing on bank with initial lead of 10 m & initial lift of 2m in Hard stiff clay, stiff black cotton, hard red earth, shales,murram, gravel, stoney earth and earth mixed with small size boulders SS.20.A. | cum. | 38.80 |
| 61 | 62 | HGS SS.20.B. Earth work excavating and depositing on bank with initial lead of 10 m & initial lift of 2m in Hard stiff clay, stiff black cotton, hard red earth, shales,murram, gravel, stoney earth and earth mixed with small size boulders SS.20B | cum. | 36.40 |
| 62 | 67 | SDR - (Not Requiring Blasting) Earth work excavating and depositing on bank with initial lead of 10 m & initial lift of 2m in Soft disintegrated rock, laterite, soft rock or kankar, not requiring blasting. | cum. | 54.20 |
| 63 | 67A | LOOSE BOULDERS Earth work excavating and depositing on bank with initial lead of 10 m & initial lift of 2m in loose boulders in excavation of various size 150mm to 625 mm | cum. | 85.80 |
| 64 | 72 | MR-&-DMR (Not Requiring Blasting) Earth work excavating and depositing on bank with initial lead of 10 m & initial lift of 2m in medium rock and dense medium rock not requiring blasting | cum. | 95.50 |
| 65 | 76 | Extra for every additional 10 metre lead or part thereof over the initial lead | cum. | 4.60 |
| 66 | 77 | Extra for every additional 1 metre lift or part thereof over the initial lift | cum. | 3.70 |
| 67 | 78 | Breaking clods, consolidating and sectioning | cum. | 2.30 |
| 68 | 78A | Breaking clods, consolidating and sectioning the earth scooped by Bull Dozers. | cum. | 6.90 |
| 69 | 79 | Add to relevant T.N.D.S.S. No.20.A, rates for new tank bunds and closing breaches for extra watering and consolidation | | |
| 70 | A | By hand roller | cum. | 7.65 |
| 71 | B | By power roller including hire charges | cum. | 12.80 |
| 72 | 80 | Benching Old Embankment Slopes 45cm x 45cm | cum. | 1.55 |
| 73 | 81 | Puddle wall work | cum. | 60.50 |
| 74 | 82A | Turfing in slopes including watering and fixing with initial lead upto 50m | sqm. | 12.80 |

| Sl. No. | Sch. Item No. | Description of Works | Unit | Rate approved for the year 2012-2013 (w.e.f. 01.05.2012) |
|---------|---------------|---|------|--|
| 75 | 84 | Refilling with excavated sand complying with standard specification for filling in foundation and basement. | cum. | 11.30 |
| 76 | 85 | Refilling with excavated soil (other than sand) complying with standard specification for filling in foundation and basement. | cum. | 12.80 |
| | | E. Open Well Excavation | | |
| 77 | 86 | Earth work open well excavation complying with relevant clauses of T.N.D.S.S. Well sinking and with lead upto 10 metre in sand, silt or other loose soil, Wet sand or silt not under water, light black cotton soil, sandy loam and ordinary soil - First depth of 2 metre. | cum. | 24.35 |
| 78 | 88 | Earth work open well excavation complying with relevant clauses of T.N.D.S.S. Well sinking and with lead upto 10 metre in Hard stiff clay, stiff black cotton soil, hard red earth, shales, murram, gravel, stoney earth and earth mixed with small size boulders and hard gravelly soil - First depth of 2 metre | cum. | 36.30 |
| 79 | 89 | Earth work open well excavation complying with relevant clauses of T.N.D.S.S. Well sinking and with lead upto 10 metre in soft disintegrated rock, laterite, soft rock or kankar not requiring blasting - First depth of 2 metre | cum. | 55.85 |
| 80 | 90 | Open well excavation complying with relevant clauses of T.N.D.S.S. Well sinking and with lead upto 10 metre in Medium rock and dense medium rock not requiring blasting - First depth of 2 metre | cum. | 90.80 |
| 81 | 90A | Open well excavation complying with relevant clauses of T.N.D.S.S. Well sinking and with lead upto 10 metre in Medium rock and dense medium rock requiring blasting - First depth of 2 metre | cum. | 136.50 |
| 82 | 91 | Open well excavation complying with relevant clauses of T.N.D.S.S. Well sinking and with lead upto 10 metre in Hard granite measured in solid including blasting and stacking - First depth of 2 metre | cum. | 264.60 |
| 83 | 92A | Sinking well in loose soils, light black cotton soil, sandy loam and ordinary soil under water including bailing or pumping charges if necessary etc., complete First depth of 2 metres | cum. | 37.70 |
| 84 | 92B | Sinking well in Sand, including bailing or pumping charges if necessary etc., complete - First depth of 2 metres | cum. | 52.85 |


| Sl. No. | Sch. Item No. | Description of Works | Unit | Rate approved for the year 2012-2013 (w.e.f. 01.05.2012) |
|---------|---------------|--|------|--|
| 85 | 92C | Sinking well in hard stiff clay, light black cotton soil, hard red earth, shales, murram, gravel, stoney earth, and earth mixed with small size boulders and hard gravelly soil including bailing or pumping charges if necessary etc., complete - First depth of 2 metres | cum. | 52.85 |
| | | F. Rate for Earth Work Deploying Machinery | | |
| 86 | 1 | Earth work in all soils except hard rock requiring blasting and conveying for formation of bund with an extra lead of every 100 metre or part thereof deploying earth moving machinery and tippers including benching, formation of bunds, breaking clods and sectioning | cum. | 39.40 |
| 87 | 1a | Earth work in all soils except hard rock requiring blasting and conveying for formation of bund with an extra lead of every 100 metre or part thereof deploying earth moving machinery and tippers including benching, formation of bunds, breaking clods and sectioning | cum. | 3.20 |
| 88 | 2 | Earth work deploying earth moving machinery for desilting channel and forming bund on either side and depositing the earth on banks including jungle clearance etc complete | | |
| 89 | a | having width up to 3m | cum. | 23.30 |
| 90 | b | having width of 3m -10m | cum. | 28.40 |
| 91 | 3 | Earth work excavation deploying earth moving machinery for desilting channel having a width of more than 10m and forming bund on either side and depositing the earth on banks including jungle clearance etc complete | cum. | 33.15 |
| | | G. LIFT CHARGES - Concrete - Brick or Stone Masonry - Above or Below Ground Level | | |
| | A | Concrete - Above ground level | | |
| 92 | 1 | Add to the basic rates for works upto 4.50M height in ground floor (height to be reckoned from floor level ie., plinth level in GL) | cum. | 38.85 |
| 93 | 2 | Add for works in every upper floor over the rate of preceeding floor | cum. | 77.45 |
| | B | Brick or Stone Masonry - Above GL | | |
| 94 | 1 | Add to the basic rates for works upto 4.50M height in ground floor (height to be reckoned from floor level ie., plinth level in GL) | cum. | 25.70 |
| 95 | 2 | Add for works in every upper floor over the rate of preceeding floor | cum. | 51.65 |

| Sl. No. | Sch. Item No. | Description of Works | Unit | Rate approved for the year 2012-2013 (w.e.f. 01.05.2012) |
|---------|---------------|---|------|--|
| | | STATEMENT II | | |
| | A | Concrete - Below ground level | | |
| 96 | 1 | Add the basic rate for works 1.50m depth and upto 4.5m depth below ground level | cum. | 38.30 |
| 97 | 2 | Add the basic rate for works 4.50m depth and upto 9m depth below ground level | cum. | 76.85 |
| 98 | 3 | Add extra over the above item 2 for every additional 4.50m depth beyond 9.0m depth below ground level | cum. | 76.85 |
| | B | Brick or Stone Masonry - Below GL | | |
| 99 | 1 | Add the basic rate for works 1.50m depth and upto 4.50m depth below GL | cum. | 25.70 |
| 100 | 2 | Add the basic rate for works above 4.50m depth and upto 9.0m depth below GL | cum. | 51.65 |
| 101 | 3 | Add extra over the above item 2 for every additional 4.50m depth beyond 9.0m depth below ground level | cum. | 51.65 |
| | | H. Concrete Vibrators | | |
| 102 | 1 | Where vibrators are specified for consolidation in PCC, this rate per Cu.M over and above the provision made in the standard data book for consolidation with manual labour may be allowed. | cum. | 22.80 |
| 103 | 2 | Where vibrators are specified for consolidation in RCC, this rate per Cu.M over and above the provision made in the standard data book for consolidation with manual labour may be allowed. | cum. | 30.65 |
| | | I. Plastering | | |
| 104 | 318 | Clean removal of lime plaster from walls and racking out joints 20 mm deep or from terraced roofs racking out joints 12 mm deep | sqm. | 3.20 |
| 105 | 319 | Clean removal of lime plaster from walls | sqm. | 2.50 |
| 106 | 320 | Clean removal of Cement plaster from walls | sqm. | 2.65 |
| 107 | 321 | Clean removal of Cement plaster from walls and racking out joints 20mm deep | sqm. | 3.45 |
| | | J. White Washing, Colour Washing & Distempering | | |
| 108 | 338 | Thorough scrapping of old plastered surface | sqm. | 1.50 |
| 109 | 339 | Washing of plastered surface with soap, soda and water (or with soda lime, brush and water) | sqm. | 1.85 |

| Sl. No. | Sch. Item No. | Description of Works | Unit | Rate approved for the year 2012-2013 (w.e.f. 01.05.2012) |
|---------|---------------|--|------------|--|
| | | K. Painting, Wood Oiling, Tarring, Varnishing, Bee's Waxing Etc., | | |
| 110 | 357 | Removing old paint from doors and windows by blow lamp and scrapping, including removal and re-fitting of shutters. | sqm. | 11.35 |
| 111 | 357A | Removing old paint from doors and windows by scrapping and refitting of shutters. | sqm. | 4.85 |
| 112 | 357B | Removing paint from doors, windows & wood works by manual labour | sqm. | 3.30 |
| 113 | 357C | Removing old paint from structural steel by blow lamp or sand paper | sqm. | 6.90 |
| 114 | 357 D | Scrapping and removing old paint from structural steel by manual labour | sqm. | 3.10 |
| 115 | 357 E | Removing old paint from iron surface with sand paper | sqm. | 2.95 |
| 116 | 357 F | Repolishing the mosaic flooring including polishing stone and hire charges for polishing machine but excluding cost of electrical charges | sqm. | 6.70 |
| | | L. Miscellaneous | | |
| 117 | 369 B | Supplying and filling up the empty cement gunny bags with sand, stitching them, conveying the same to site and stacking as directed within a lead of 10 m excluding cost of bags, Jute, thread, needle, sand etc., (Labour only) | Bag | 2.95 |
| 118 | 369 B (i) | Driving piles up to 15 cm dia in river bed | RM | 8.95 |
| 119 | (ii) | Pointing the edge and driving bamboo / casurina / eucalyptus piles into river bed for the first 1m depth below ground level. | Each | 7.65 |
| 120 | (iii) | Driving bamboo / casurina / eucalyptus piles into ground beyond 1m depth from ground level. For every 1m (or) part thereof | RM | 7.65 |
| | | M. River Conservancy of Korambu Works | | |
| 121 | 375A | Brush wood bundles one metre girth and one metre long within an initial lead of 1.6 K.M. | one bundle | 1.55 |
| 122 | 375B | Extra for every additional lead of 1.6K.M (for the above item) | one bundle | 0.18 |
| 123 | 378A | Driving casurina piles into bed including scaffolding etc., complete | RM | 3.75 |

| Sl. No. | Sch. Item No. | Description of Works | Unit | Rate approved for the year 2012-2013 (w.e.f. 01.05.2012) |
|---------|---------------|---|------|--|
| 124 | 378B | Casurina walling pieces 40 mm to 50 mm diameter including fixing with nails and tying with ropes | RM | 5.15 |
| | | N. Cutting and Threading of GI Pipe | | |
| 125 | 1 | 15 mm dia GI Pipe Cutting | Each | 3.15 |
| 126 | | 15 mm dia GI Pipe Threading | Each | 4.40 |
| 127 | 2 | 20 mm dia GI Pipe Cutting | Each | 3.15 |
| 128 | | 20 mm dia GI Pipe Threading | Each | 4.60 |
| 129 | 3 | 25 mm dia GI Pipe Cutting | Each | 3.85 |
| 130 | | 25 mm dia GI Pipe Threading | Each | 9.20 |
| 131 | 4 | 32 mm dia GI Pipe Cutting | Each | 4.60 |
| 132 | | 32 mm dia GI Pipe Threading | Each | 12.40 |
| 133 | 5 | 40 mm dia GI Pipe Cutting | Each | 6.05 |
| 134 | | 40 mm dia GI Pipe Threading | Each | 13.95 |
| 135 | 6 | 50 mm dia GI Pipe Cutting | Each | 7.75 |
| 136 | | 50 mm dia GI Pipe Threading | Each | 15.55 |
| 137 | 7 | 65 mm dia GI Pipe Cutting | Each | 8.40 |
| 138 | | 65 mm dia GI Pipe Threading | Each | 18.65 |
| 139 | 8 | 80 mm dia GI Pipe Cutting | Each | 10.90 |
| 140 | | 80 mm dia GI Pipe Threading | Each | 23.45 |
| 141 | 9 | 100 mm dia GI Pipe Cutting | Each | 15.55 |
| 142 | | 100 mm dia GI Pipe Threading | Each | 31.25 |
| | | O. Labour Wrought and Put-up for Doors, Windows & Ventilators | | |
| 143 | 1 | Labour wrought and put up in position of frames inclusive of fixing holdfasts for doors, windows and ventilators etc., | cum. | 4450.00 |
| 144 | 2 | Labour wrought and put up in position Shutters for fully panelled doors (external or internal) moulded panels including labour charges for fixing furniture fittings complying with standard drawings and standard specification. | sqm. | 502.00 |

| Sl. No. | Sch. Item No. | Description of Works | Unit | Rate approved for the year 2012-2013 (w.e.f. 01.05.2012) |
|---------|---------------|---|------|--|
| 155 | 20 | Labour charges for fixing windows and ventilators along with frames in position etc., complete. | sqm. | 94.00 |
| 156 | 21 | Labour wrought and put up in position Flush shutters | | |
| a | | Single leaf shutter | sqm. | 69.75 |
| b | | Double leave shutters | sqm. | 108.00 |
| 157 | 22 | Labour wrought and put up in position fly proof wire gauge shutters for doors, windows and ventilators. | sqm. | 250.00 |
| 158 | 23 | Labour wrought and put up for Providing teak wood weldmesh screen with frames 3"x3" (0.075m x 0.075m) | sqm. | 348.00 |
| | | P. Breaking Metals | | |
| 159 | 50A | Labour charges for breaking 40mm metal from departmental blasted stones | cum. | 133.00 |
| 160 | 50B | Labour charges for breaking 20mm metal from departmental blasted stones | cum. | 199.00 |
| 161 | 50C | Labour charges for breaking 50mm metal from departmental blasted stones | cum. | 79.50 |
| | | Q. Cement Mortar | | |
| 162 | 1 | Grinding Mortar (Special Grinding lime) | cum. | 120.75 |
| 163 | 2 | Grinding Mortar (Ordinary grinding lime) | cum. | 92.10 |
| 164 | 3 | Mixing Mortar - Cement by manual | cum. | 37.70 |
| 165 | 4 | Mixing Mortar - Cement by Machine Mixing | cum. | 50.10 |
| | | R. Metal and Iron works | | |
| 166 | 1 | Petty ironwork for truss, straps etc., (Wrought & fixed) labour only | Kg | 18.10 |
| 167 | 2 | Iron works for trusses and record racks (labour only) | Kg | 16.75 |
| 168 | 3 | Fixing in position mild steel grills for windows, ventilators, etc. | Kg | 10.50 |
| 169 | 4 | Fixing MS Rods round / square for windows | Kg | 9.75 |
| 170 | 5 | Fixing Iron Bars in windows and ventilators | Kg | 9.75 |


 for Engineer-in-Chief (Buildings) &
 Chief Engineer (Buildings), Chennai Region &
 Chief Engineer (General), PWD, Chennai-5
 30/04/12

ANNEXURE-IV
RATES FOR CONVEYANCE OF MATERIALS BY HEAD LOAD

| Sl. No. | Description of Material | Unit | Rate approved for the year 2012-2013 (w.e.f. 01.05.2012) | | |
|---------|---|-----------|---|---|---|
| | | | LEAD | | LIFT |
| | | | Above 10m and upto 100m | Add extra for every additional 100m or part thereof | Add extra for every 1m height or part thereof for more than 2m lift |
| 1 | Rough Stone, Broken Stone Jelly, Cut Stone, RCC Slab, Sand-Cement Block, Wooden Scantling, Wooden Plank | cum. | 43.85 | 18.25 | 4.80 |
| 2 | Lime, Lime Stone, Laterite, Brick Jelly, Earth, Sand, Gravel, Surki, Pond Ash (Wet / Dry), Crushed Stone Sand, Stone Dust | cum. | 23.35 | 18.25 | 3.60 |
| 3 a | Mangalore Tiles | 1000 Nos. | 47.50 | 23.90 | 6.05 |
| b | Machine Pressed Tiles | 2000 Nos. | 47.50 | 23.90 | 6.05 |
| c | Hydraulic Pressed Mosaic Flooring Tiles | 1500 Nos. | 47.50 | 23.90 | 6.05 |
| d | Terrace Bricks, Flat Tiles and Pan Tiles | 2500 Nos. | 47.50 | 23.90 | 6.05 |
| e | Bricks | 1000 Nos. | 47.50 | 23.90 | 6.05 |
| 4 | Cement, AC Sheet, Bitumen, Asphalt, Tar | MT | 43.85 | 23.90 | 4.80 |
| 5 | Steel | MT | 73.15 | 29.25 | 6.05 |

Note:

| | |
|---|---|
| 1 | Fraction of 100 metres to be rounded off to the nearest 100 metres |
| 2 | The rates indicated in the table shall be applicable only to inaccessible places (i.e.) the places wherever the Bullock Carts cannot move [Chief Engineer (General), Memo No. CTO (A) / 38153 / 89, dated 03.02.1989] |
| 3 | For an initial lead of 10 metre and initial lift of 2 metre, no charge towards head load is allowable |

ANNEXURE-V
CONVEYANCE TABLE
(A). RATES FOR CONVEYANCE OF MATERIALS BY ROAD IN PLAINS

| | | Rate approved for the year 2012-2013 (w.e.f. 01.05.2012) | | | | | |
|---------|--|---|--|--|---|---|---|
| Sl. No. | Distance in kilometre | Cement, Steel (1 MT) | Lime Stone, Laterite, Brick Jelly, Wood Work, Pond Ash (Wet / Dry), Stone Dust (One cubic metre) | Rough Stone, Bond Stone, Cut Stone, Broken Stone Jelly, Sand, Gravel, Surki, Earth, Crushed Stone Sand (One cubic metre) | Third Class Country Bricks (Kiln Burnt) (1000 Nos.) | Mangalore Tiles (1000 Nos.), Machine Pressed Tiles (2000 Nos.), Hydraulically Pressed Mosaic Flooring Tiles (1500 Nos.) | Bricks II Class Chamber Burnt Bricks (Table Moulded / Ground Moulded), Fly Ash Bricks (1000 Nos.) |
| 1 | 2 | 3 | 4 | 5 | 6 | 7 | 8 |
| 1 | Co-efficient | 1.00 | 1.10 | 1.60 | 1.35 | 1.80 | 2.25 |
| 2 | Add for every extra 1 Km and part thereof..... | | | | | | |
| a | 0 - 10 Km. | 4.40 | 4.85 | 7.05 | 5.95 | 7.90 | 9.90 |
| b | 10 - 20 Km. | 3.80 | 4.20 | 6.05 | 5.10 | 6.85 | 8.35 |
| c | 20 - 40 Km. | 3.35 | 3.70 | 5.35 | 4.50 | 6.05 | 7.55 |
| d | 40 - 80 Km. | 2.80 | 3.10 | 4.50 | 3.80 | 5.05 | 6.30 |
| e | Above 80 Km. | 2.55 | 2.80 | 4.05 | 3.40 | 4.55 | 5.70 |
| 4 | Loading Charges | 58.50 | 27.95 | 19.15 | 27.50 | 27.50 | 27.50 |
| 5 | Unloading Charges | 58.50 | 27.95 | 19.15 | 27.50 | 27.50 | 27.50 |
| 6 | Add above extra for inter state works | 11.65 | 12.80 | 18.60 | 15.80 | 20.95 | 26.15 |

Note

| | |
|---|--|
| 1 | The above rates do not include stacking charges [as per Circular Memo No.230 Wks.IV (2)/62-3, dt.16.06.1962 of Chief Engineer (General)]. |
| 2 | For conveyance of materials on cart track, allow 20% extra over the above rates excluding loading and unloading charges. |
| 3 | For sandy and slusly soil tracks, add 50% extra over the above rates excluding loading and unloading charges. |
| 4 | The quantity for payment towards conveyance of earth in Column (5) is for the pit measured quantity at the site of excavation only. |
| 5 | For conveyance of laterite, broken stone jelly, etc., through lorries, the rates provided are for the volume with voids. |
| 6 | For all materials which finds place in Column, 3,4,5,6,7 and 8 above, necessary incidental charges, loading charges and unloading charges have been included already under their cost furnished below the head "Rates of Materials" itself. Hence, no separate incidental charges, loading and unloading charges shall be allowed for the above materials. |

ANNEXURE-V
CONVEYANCE TABLE
(B). RATES FOR CONVEYANCE OF MATERIALS BY ROAD IN HILLS

| Rate approved for the year 2012-2013 (w.e.f. 01.05.2012) | | | | | | | |
|---|--|----------------------|--|--|---|---|---|
| Sl. No. | Distance in kilometre | Cement, Steel (1 MT) | Lime Stone, Laterite, Brick Jelly, Wood Work, Pond Ash (Wet / Dry), Stone Dust (One cubic metre) | Rough Stone, Bond Stone, Cut Stone, Broken Stone Jelly, Sand, Gravel, Surki, Earth, Crushed Stone Sand (One cubic metre) | Third Class Country Bricks (Kiln Burnt) (1000 Nos.) | Mangalore Tiles (1000 Nos.), Machine Pressed Tiles (2000 Nos.), Hydraulically Pressed Mosaic Flooring Tiles (1500 Nos.) | Bricks II Class Chamber Burnt Bricks (Table Moulded / Ground Moulded), Fly Ash Bricks (1000 Nos.) |
| 1 | 2 | 3 | 4 | 5 | 6 | 7 | 8 |
| 1 | Add for every extra 1 Km and part thereof..... | | | | | | |
| a | 0 - 10 Km. | 8.80 | 9.70 | 14.10 | 11.90 | 15.80 | 19.80 |
| b | 10 - 20 Km. | 7.60 | 8.40 | 12.10 | 10.20 | 13.70 | 16.70 |
| c | 20 - 40 Km. | 6.70 | 7.40 | 10.70 | 9.00 | 12.10 | 15.10 |
| d | 40 - 80 Km. | 5.60 | 6.20 | 9.00 | 7.60 | 10.10 | 12.60 |
| e | Above 80 Km. | 5.10 | 5.60 | 8.10 | 6.80 | 9.10 | 11.40 |

Note

| | |
|---|--|
| 1 | The above rates do not include stacking charges [as per Circular Memo No.230 Wks.IV(2)/62-3, dt.16.06.62 of Chief Engineer (General)]. |
| 2 | For conveyance of materials on cart track, allow 20% extra over the above rates excluding loading and unloading charges. |
| 3 | For sandy and slusly soil tracks, add 50% extra over the above rates excluding loading and unloading charges. |
| 4 | The quantity for payment towards conveyance of earth in Column (5) is for the pit measured quantity at the site of excavation only. |
| 5 | For conveyance of laterite, broken stone jelly, etc., through lorries, the rates provided are for the volume with voids. |
| 6 | For all materials which finds place in Column, 3,4,5,6,7 and 8 above, necessary incidental charges, loading charges and unloading charges have been included already under their cost furnished below the head "Rates of Materials" itself. Hence, no separate incidental charges, loading and unloading charges shall be allowed for the above materials. |


 for Engineer-in-Chief (Buildings) &
 Chief Engineer (Buildings), Chennai Region &
 Chief Engineer (General), PWD, Chennai-5
 30/04/12

ANNEXURE-VI
RATES OF OTHER CONSTRUCTION MATERIALS

Note: No extra on cost, conveyance charges shall be allowed for all the items included under this category. The rates approved therein are applicable at site of work

| Sl. No. | Name of Material | Unit | Rate approved for the year 2012-2013 (w.e.f. 01.05.2012) |
|----------------|--|-------------|---|
| 1 | Water proofing compound | Kg | 38.50 |
| 2 | Mild Steel Flats of all sizes | Kg | 48.00 |
| 3 | Mild Steel Square Rods of all sizes | Kg | 48.00 |
| 4 | First Quality Design Ceramic tiles of All colours | | |
| i | 305 mm x 305 mm x 6 mm | Each | 46.20 |
| ii | 200 mm x 200 mm x 6 mm | Each | 20.35 |
| iii | 200 mm x 100 mm x 6 mm | Each | 11.00 |
| 5 | First Quality Plain ceramic tiles of all colours | | |
| i | 305 mm x 305 mm x 6 mm | Each | 33.00 |
| ii | 200 mm x 200 mm x 6 mm | Each | 14.80 |
| iii | 200 mm x 100 mm x 6 mm | Each | 7.70 |
| 6 | First quality White glazed tiles | | |
| i | 150 mm x 150 mm x 6 mm | Each | 7.70 |
| ii | 100 mm x 200 mm x 6 mm | Each | 6.60 |
| 7 | First quality colour glazed tiles | | |
| i | 150 mm x 150 mm x 6 mm | Each | 8.80 |
| ii | 100 mm x 200 mm x 6 mm | Each | 7.70 |
| 8 | First quality colour glazed tiles with printed design | | |
| i | 150 mm x 150 mm x 6 mm | Each | 10.40 |
| ii | 100 mm x 200 mm x 6 mm | Each | 9.35 |
| 9 | White Cement | Kg | 20.95 |
| 10 | Colour Cement (White cement mixed with colouring pigments) | Kg | 24.25 |
| 11 | Multi-colour marble chips of all Grades / Sizes | Bag | 88.20 |
| 12 | White Marble slab (Adanga) 18 mm to 20 mm thick | | |
| i | 4'0" x 2'0" and above | sqm. | 850.00 |

| Sl. No. | Name of Material | Unit | Rate approved for the year 2012-2013 (w.e.f. 01.05.2012) |
|----------------|---|-------------|---|
| ii | 2'0" x 2.0" or 2'0" x 1'0" or 1'0" x 1'0" | sqm. | 465.00 |
| 13 | Granite tiles - (Superfine polished with Machine cut edges) of size 2'0" x 1'0" or 1'0" x 1'0" or 1'0" x 0'6", of 10 mm thick | | |
| a | Jet Black | sqm. | 820.00 |
| b | Ruby Red, Raw Silk | sqm. | 710.00 |
| c | Sinthetic Grey, Paradise and Similar varieties. | sqm. | 660.00 |
| 14 | Granite slabs (Super fine polished with machine cut edges) of sizes 4'x2' and above 18mm to 20mm thick. | | |
| a | Jet Black | sqm. | 1650.00 |
| b | Ruby Red, Raw Silk | sqm. | 1540.00 |
| c | Sinthetic Grey, Paradise and Similar varieties. | sqm. | 1210.00 |
| 15 | Polished shahabad stone slabs of 20 mm thick with machine cut edges of size 2' 0" x 2'0" and above. | sqm. | 330.00 |
| 16 | Polished shahabad stone slabs 20 mm thick with machine cut edges of size below 2' 0" x 2'0". | sqm. | 275.00 |
| 17 | Polished Rajasthan Kota stone slabs of 20 mm thick with machine cut edges of size 2' 0" x 2'0" and above. | sqm. | 485.00 |
| 18 | Polished Rajasthan Kota stone slabs of 20 mm thick with machine cut edges of size below 2' 0" x 2'0". | sqm. | 425.00 |
| 19 | Dolphur stone slabs - semi polished with machine cut edges of all sizes | | |
| a | 40 mm thick | sqm. | 362.00 |
| b | 20 mm thick | sqm. | 330.00 |
| 20 | Aluminium strips of size 40 mm wide x 1.5 mm thick | RM | 27.30 |
| 21 | Brass strips of size 40 mm wide x 1.5 mm thick | RM | 54.60 |
| 22 | Glass strips of size 40 mm wide and 4 mm thick | RM | 13.65 |
| 23 | Marble Tiles 3 mm thick | sqm. | 550.00 |
| 24 | Red Oxide - Superior quality for floor finish | Kg | 115.50 |
| 25 | Decorative pressed tiles of 12 mm thick of all sizes and shapes | sqm. | 934.50 |
| 26 | Exterior Emulsion Paint - Water based primer (Liquid) | Litre | 132.00 |

| Sl. No. | Name of Material | Unit | Rate approved for the year 2012-2013 (w.e.f. 01.05.2012) |
|----------------|---|-------------|---|
| 27 | Alkali Resistant Distemper Primer | Litre | 132.00 |
| 28 | Sandtex matt | Litre | 154.00 |
| 29 | Vinaratex or equivalent Textured coat | sqm. | 199.00 |
| 30 | Best Lac Polish / French Polish | Litre | 257.00 |
| 31 | Varnish | Litre | 264.00 |
| 32 | Cotton Waste | Kg | 8.40 |
| 33 | Cement based Hydraulically pressed Anti skid tiles (pattern design) - 20 mm thick | sqm. | 440.00 |
| 34 | Marble Powder | Kg | 4.40 |
| 35 | Polishing Stone | | |
| i | Rough | Each | 55.00 |
| ii | Medium | Each | 77.00 |
| iii | Fine / Nice | Each | 88.00 |
| 36 | Oxalic Acid | Kg | 36.20 |
| 37 | Tupentine | Litre | 24.25 |
| 38 | Mansion polish | 400 gram | 145.00 |
| 39 | Poly Sulphide | Kg | 165.00 |
| 40 | Primer for expansion joints | Kg | 148.00 |
| 41 | Filler material | sqm. | 121.00 |
| 42 | Bond Breaker | RM | 3.30 |
| 43 | PVC Water Bar 150mm wide with singel bulb | RM | 247.00 |
| 44 | Plain G.I. sheet 0.8mm thick (22 Gauge) | sqm. | 302.40 |
| 45 | Phil Plug | Each | 4.40 |
| 46 | G.I. Screws | | |
| i | 30mm x 6mm | Each | 1.10 |
| ii | 19mm x 6mm | Each | 0.68 |
| 47 | G.I. Limpet / Cup Washers | Each | 1.60 |
| 48 | Bitumen washers 15mm dia | Each | 1.10 |
| 49 | Asbestos Cement pipe - 100mm dia | 3 RM | 121.25 |

| Sl. No. | Name of Material | Unit | Rate approved for the year 2012-2013 (w.e.f. 01.05.2012) |
|----------------|--|-------------|---|
| 50 | A.C. shoe - 100mm dia | Each | 38.55 |
| 51 | A.C. Bend - 100mm dia | Each | 44.10 |
| 52 | A.C. Cylindrical Cowl - 100mm dia | Each | 66.15 |
| 53 | C.I. Brackets for A.C. pipe 100mm dia | Each | 18.15 |
| 54 | C.I. Grating - 100mm dia | Each | 26.65 |
| 55 | Asbestos cement fully corrugated sheet - 6mm thick | sqm. | 159.60 |
| 56 | Asbestos cement plain sheet | | |
| i | 6mm thick | sqm. | 143.30 |
| ii | 4mm thick | sqm. | 99.20 |
| 57 | Asbestos cement adjustable ridges | Pair | 165.35 |
| 58 | G.I. "J" or "L" Bolts with nuts 6mm Dia | Each | 3.30 |
| 59 | Steel - special extruded sections for steel windows and ventilators conforming to I.S.S. 7452 / 1990 including Fabrication charges | Kg | 60.35 |
| 60 | CRCA pressed steel Box section 18 Gauge or 1.25mm thick for Door frames including providing holes and fixing wooden blocks for fixing furniture and fittings | | |
| a | With one coat of Red oxide priming coat. | RM | 407.00 |
| b | With powder coated primer | RM | 434.00 |
| 61 | Aluminium extruded sections (for Doors, windows, ventilators, partitions, false ceiling etc.) including charges for Anodising for 15 micron thickness - | | |
| a | Natural colour matt finish. | Kg | 266.00 |
| b | With powder coating of any colours. | Kg | 284.00 |
| 62 | Aluminium Extruded Box Section for Staircase Hand Rails including charges for Anodising for 15 micron thickness - Natural colour matt finish | Kg | 271.00 |
| 63 | Rubber beading for aluminium glazed doors | RM | 33.00 |
| 64 | Rubber beading for aluminium glazed windows. | RM | 25.30 |
| 65 | PVC / Woollen felt for aluminium doors 6mm thick | RM | 7.70 |
| 66 | Pivot for Aluminium Door | Set | 132.00 |

| Sl. No. | Name of Material | Unit | Rate approved for the year 2012-2013 (w.e.f. 01.05.2012) |
|---------|--|------|--|
| 67 | Hydraulic Door closer of various sizes of approved quality using Aluminium Extruded section body tubular type universal hydraulic door closer with double speed adjustment like HARDWYN (make) 'GAZEL' (or) equivalent (with ISI Monogram) | Each | 826.00 |
| 68 | Hydraulic Floor springs of various sizes double action hydraulic floor spring of approved quality, brand, manufacture as per BIS standards for doors including cost of cutting floors as required, embedding in to floors and Stainless Steel Cover plates with Aluminium Pivot and single piece M.S. sheet outer box with side plate etc., capable of taking upto 130 Kg. weight from door shutter, like HARDWYN make (U-32) or its equivalent with ISI monogram. | Each | 1980.00 |
| 69 | Lock for Aluminium doors | Each | 217.00 |
| 70 | Lock for Aluminium sliding windows | Each | 54.00 |
| 71 | Aluminium Grill of standard pattern (diamond shape) - 10mm thick including 'F' (or) 'H' Section. | sqm. | 1700.00 |
| 72 | Aluminium Grill of standard pattern (diamond shape) - 6mm thick including 'F' (or) 'H' Section. | sqm. | 1375.00 |
| 73 | Bolts and Nuts 10mm dia for false ceiling | Each | 4.80 |
| 74 | Rawl Plugs for false ceiling | Each | 7.70 |
| 75 | PVC Roller for sliding windows | Each | 12.10 |
| 76 | Synthetic Resin - Fevicol or equivalent (Phenol Formal Dehide based Resin) | Kg | 165.00 |
| 77 | Butt Hinges with nylon washers of various sizes. Length and width (with required screws). | | |
| a | 125mm x 30mm | Each | 63.50 |
| b | 100mm x 30mm | Each | 51.00 |
| c | 75mm x 30mm | Each | 35.00 |
| d | 50mm x 30mm | Each | 28.30 |
| 78 | Tower Bolts of various lengths and diameter (with required screws) | | |
| a | 400mm long and 12mm dia | Each | 120.00 |
| b | 300mm long and 12mm dia | Each | 92.40 |
| c | 250mm long and 12mm dia | Each | 69.30 |
| d | 200mm long and 12mm dia | Each | 58.25 |

| Sl. No. | Name of Material | Unit | Rate approved for the year 2012-2013 (w.e.f. 01.05.2012) |
|----------------|---|-------------|---|
| e | 150mm long and 12mm dia | Each | 46.00 |
| f | 100mm long and 10mm dia | Each | 40.40 |
| g | 75mm long and 10mm dia | Each | 28.30 |
| 79 | Aldrops of following lengths and diameter with required screws, bolts and nuts. | | |
| a | 300mm long and 16mm dia | Each | 167.00 |
| b | 250mm long and 16mm dia | Each | 144.00 |
| c | 200mm long and 16mm dia | Each | 97.50 |
| d | 200mm long and 12mm dia | Each | 81.00 |
| 80 | Handles "D" type of various sizes with required screws | | |
| a | 200mm long | Each | 51.40 |
| b | 150mm long | Each | 46.00 |
| c | 100mm long | Each | 28.30 |
| 81 | Ornamental handles of various sizes with required screws | | |
| a | 200mm long | Each | 138.50 |
| b | 150mm long | Each | 92.40 |
| c | 100mm long | Each | 51.00 |
| 82 | Aluminium door stopper with rubber bush with required screws | Each | 40.40 |
| 83 | Rubber bush - 40 mm dia and 60 mm long with required screws | Each | 22.00 |
| 84 | Mortice Lock-(Godrej or equivalent) with required screws with 3 Keys | | |
| a | With night latch | Each | 463.00 |
| b | Without night latch | Each | 346.00 |
| c | Wire nails | Kg | 55.00 |
| 85 | Teakwood beading | | |
| a | 15mm x 12mm | RM | 13.10 |
| b | 35mm x 12mm | RM | 33.00 |

| Sl. No. | Name of Material | Unit | Rate approved for the year 2012-2013 (w.e.f. 01.05.2012) |
|----------------|---|-------------|---|
| 86 | Teakwood Beading (ordinary) | | |
| a | 30mm x 12mm | RM | 27.30 |
| b | 25mm x 12mm | RM | 22.00 |
| 87 | Teakwood beading - Ornamental / design | | |
| a | 40mm x 12mm | RM | 77.00 |
| b | 40mm x 15mm | RM | 88.00 |
| c | 25mm x 12mm | RM | 60.00 |
| d | 15mm x 12mm | RM | 41.40 |
| 88 | Medium Desity Fibre (MDF) Board - Exterior Grade, Both sides pre-lamiated including external lipping with kiln dried soft wood 35mm thick | sqm. | 1760.00 |
| 89 | Medium Density Fibre (MDF) Board - exterior Grade - Both sides pre-laminated, 12mm thick | sqm. | 850.00 |
| 90 | MDF Board exterior Grade - Plain including external lipping with kiln dried soft wood | | |
| i | 35mm thick | sqm. | 1430.00 |
| ii | 30mm thick | sqm. | 1320.00 |
| 91 | Medium density fibre (MDF) Board 12 mm thick Exterior grade - with melamine finish. | | |
| a | One side melamine finish | sqm. | 905.00 |
| b | Both sides melamine finish | sqm. | 1015.00 |
| 92 | Medium density fibre (MDF) board - Exterior grade - Plain - With teak wook external lipping alround | | |
| a | 35mm thick | sqm. | 1540.00 |
| b | 30mm thick | sqm. | 1375.00 |
| 93 | Solid core Flush shutters with Teak ply on both side with teak wook lipping alround 35 mm thick | sqm. | 1815.00 |
| 94 | Solid core Flush shutters with Teak ply on one side and commercial ply on other side with teak wook lipping alround 35 mm thick | sqm. | 1595.00 |
| 95 | Solid core Flush shutters with commercial ply on both side with teak wook lipping alround 35 mm thick | sqm. | 1375.00 |

| Sl. No. | Name of Material | Unit | Rate approved for the year 2012-2013 (w.e.f. 01.05.2012) |
|----------------|---|-------------|---|
| 96 | Solid PVC door shutters using 19 Gauge 19mm MS square tubes for styles and outer frames. 15mm MS square tubes for top, lock and bottom rails. The steel tubes shall be covered with 5mm thick solid PVC sheets. Shutter using 5mm thick solid PVC sheets for panelling shall rigidly fixed in position including necessary furniture and fittings. The over all size of styles shall be 50mm x 30mm. The over all size of top rail, Lock rail and bottom rail shall be 75mm x 30mm. The over all size of frames shall be 50mm x 45mm, with suitable rebate for housing the shutter. | | |
| a | Solid panel PVC door with frame | sqm. | 2614.50 |
| b | Solid panel PVC door without frame | sqm. | 2205.00 |
| 97a | FRP door Sutter with FRP door frames made out of FRP Sheets of 3mm thick of over all size 65mm x 50mm with rebate suitably reinforced using MS Angle / Flats, cost of holdfasts and solid core FRP shutter Panel of 5mm thick and hollow core frames of 3m wall thickness for styles and rails etc., of sizes specified by Engineers. | sqm. | 3415.00 |
| b | Excluding door frames | sqm. | 2835.00 |
| 98a | PVC panelled door shutters hollow type - 200 mm x 20 mm panels with 1 mm wall thickness for panels and styles and rails of suitable size with 2 mm wall thickness suitably reinforced using MS Angle / Flat including cost of necessary Aluminium hinges and other furniture fittings. | sqm. | 1870.00 |
| b | Excluding door frames | sqm. | 1650.00 |
| 99 | RCC door frame of 100mm x 65mm cross sectional size with necessary rebate for housing the shutters, manufactured with cement concrete of grade not less than M20 using 10 mm and below graded stone jelly and using steel reinforcement as per C.E. (B) circular instructions. | RM | 264.00 |
| 100 | Stainless Steel (Salem Stainless Steel) Door Frame (Box Section using Stainless Steel Plate of 1 mm thick) of size 100 mm x 60 mm with a rebate of 30 / 35 mm x 15 mm on one side of the frame including supplying and fixing dovetail splayed end stainless steel Hold fast etc., | RM | 826.00 |
| 101 | Stainless Steel (Salem Stainless Steel) Door Frame (Box Section using Stainless Steel Plate of 1.6mm thick) of size 100mm x 60mm with a rebate of 30 / 35mm x 15mm on one side of the frame including supplying and fixing dovetail splayed end stainless steel hold fast etc., | RM | 1155.00 |

| Sl. No. | Name of Material | Unit | Rate approved for the year 2012-2013 (w.e.f. 01.05.2012) |
|---------|---|--------------|--|
| 102 | Supplying and erecting pull and push type rolling shutter with ISI make of approved size and section using 18 GI sheet. The shutter shall be painted with one coat of red oxide primer and the rate is inclusive of hood covers, transportation charges etc., | | |
| A | ROLLING SHUTTERS (WITH ISI MONOGRAM) | | |
| a | Manually operated (up to 8 m ² area) | sqm. | 2315.00 |
| b | Gear operated type (from 8 m ² to 12 m ² area) | sqm. | 2575.00 |
| c | Electrically operated type (exceeding 12m ² area) | sqm. | 2800.00 |
| B | ROLLING GRILLS (WITH ISI MONOGRAM) | | |
| a | Manually operated (up to 8 m ² area) | sqm. | 2365.00 |
| b | Gear operated (from 8 m ² to 12 m ² area) | sqm. | 2645.00 |
| c | Electrically operated (exceeding 12m ² area) | sqm. | 2945.00 |
| 103 | Barbed Wire - 10 Gauge - Two ply and four pronged (Galvanised) | 1 Kg or 6 RM | 66.00 |
| 104 | Chain link - 2" x 2" using 10 Gauge Galvanised Iron Wire (of all sizes) | sqm. | 170.00 |
| 105 | Pin Headed / Fluted / Figured Glass 3mm thick | sqm. | 220.00 |
| 106 | Plain Glass - 4mm thick | sqm. | 297.00 |
| 107 | Plain Sheet Glass - 5.5mm thick | sqm. | 352.00 |
| 108 | Metal screws (for Aluminium Doors, windows etc.) | | |
| i | 75mm x 8mm | Each | 2.20 |
| ii | 38mm x 6mm | Each | 1.60 |
| iii | 19mm x 8mm | Each | 1.10 |
| iv | 19mm x 6mm | Each | 0.80 |
| 109 | Cement paint (First quality) | Kg | 48.30 |
| 110 | Oil Bound Distemper | Kg | 71.40 |
| 111 | Acrylic Distemper | Kg | 82.40 |
| 112 | Primer for Plastic Emulsion paint | Litre | 142.50 |
| 113 | Plastic Emulsion paint (First quality) | Litre | 286.50 |
| 114 | Wood Primer | Litre | 142.50 |
| 115 | Synthetic Enamel paint for Wood work | Litre | 231.00 |

| Sl. No. | Name of Material | Unit | Rate approved for the year 2012-2013 (w.e.f. 01.05.2012) |
|----------------|--------------------------------------|-------------|---|
| 116 | Red Oxide primer for Iron work | Litre | 132.30 |
| 117 | Synthetic Enamel paint for Iron work | Litre | 220.50 |
| 118 | G.I. Pipes "B" Class | | |
| i | 65 mm dia | RM | 231.50 |
| ii | 50 mm Dia | RM | 198.45 |
| iii | 40 mm Dia | RM | 154.35 |
| iv | 32 mm Dia | RM | 143.30 |
| v | 25 mm Dia | RM | 121.25 |
| vi | 20 mm Dia | RM | 93.45 |
| vii | 15 mm Dia | RM | 66.15 |
| 119 | G.I. Specials | | |
| A | Union | | |
| i | 50 mm Dia | Each | 252.00 |
| ii | 40 mm Dia | Each | 186.90 |
| iii | 32 mm Dia | Each | 120.75 |
| iv | 25 mm Dia | Each | 93.45 |
| v | 20 mm Dia | Each | 66.15 |
| vi | 15 mm Dia | Each | 55.10 |
| B | G.I. Elbow | | |
| i | 50 mm Dia | Each | 121.25 |
| ii | 40 mm Dia | Each | 93.45 |
| iii | 32 mm Dia | Each | 82.40 |
| iv | 25 mm Dia | Each | 55.10 |
| v | 20 mm Dia | Each | 24.15 |
| vi | 15 mm Dia | Each | 15.20 |
| C | G.I. Bend | | |
| i | 50 mm Dia | Each | 110.25 |
| ii | 40 mm Dia | Each | 82.40 |
| iii | 32 mm Dia | Each | 66.15 |

| Sl. No. | Name of Material | Unit | Rate approved for the year 2012-2013 (w.e.f. 01.05.2012) |
|----------------|---------------------------|-------------|---|
| iv | 25 mm Dia | Each | 49.35 |
| v | 20 mm Dia | Each | 22.05 |
| vi | 15 mm Dia | Each | 13.10 |
| D | G.I. TEE | | |
| i | 50 mm Dia | Each | 132.30 |
| ii | 40 mm Dia | Each | 104.45 |
| iii | 32 mm Dia | Each | 93.45 |
| iv | 25 mm Dia | Each | 77.15 |
| v | 20 mm Dia | Each | 33.05 |
| vi | 15 mm Dia | Each | 27.30 |
| E | G.I. COUPLING | | |
| i | 50 mm Dia | Each | 66.15 |
| ii | 40 mm Dia | Each | 55.10 |
| iii | 32 mm Dia | Each | 44.10 |
| iv | 25 mm Dia | Each | 27.30 |
| v | 20 mm Dia | Each | 15.20 |
| vi | 15 mm Dia | Each | 13.10 |
| F | G.I. REDUCER | | |
| i | 50 mm x 40 mm Dia | Each | 88.20 |
| ii | 40 mm x 32 mm Dia | Each | 66.15 |
| iii | 32 mm x 25 mm Dia | Each | 49.35 |
| iv | 25 mm x 20 mm Dia | Each | 27.30 |
| v | 20 mm x 15 mm Dia | Each | 19.40 |
| vi | 40 mm x 25 mm Dia | Each | 49.35 |
| vii | 32 mm x 20 mm Dia | Each | 38.30 |
| G | G.I. REDUCER ELBOW | | |
| i | 50 mm x 40 mm Dia | Each | 104.45 |
| ii | 40 mm x 32 mm Dia | Each | 88.20 |
| iii | 32 mm x 25 mm Dia | Each | 66.15 |

| Sl. No. | Name of Material | Unit | Rate approved for the year 2012-2013 (w.e.f. 01.05.2012) |
|---------|---|------|--|
| iv | 25 mm x 20 mm Dia | Each | 49.35 |
| v | 20 mm x 15 mm Dia | Each | 38.30 |
| vi | 40 mm x 25 mm Dia | Each | 66.15 |
| vii | 32 mm x 20 mm Dia | Each | 55.10 |
| H | G.I. REDUCER TEE | | |
| i | 50 mm x 40 mm Dia | Each | 132.30 |
| ii | 40 mm x 32 mm Dia | Each | 110.25 |
| iii | 32 mm x 25 mm Dia | Each | 93.45 |
| iv | 25 mm x 20 mm Dia | Each | 71.40 |
| v | 20 mm x 15 mm Dia | Each | 66.15 |
| vi | 40 mm x 25 mm Dia | Each | 99.20 |
| vii | 32 mm x 20 mm Dia | Each | 77.15 |
| I | G.I. HEX NIPPLE | | |
| i | 50 mm Dia | Each | 82.40 |
| ii | 40 mm Dia | Each | 66.15 |
| iii | 32 mm Dia | Each | 55.10 |
| iv | 25 mm Dia | Each | 41.45 |
| v | 20 mm Dia | Each | 33.05 |
| vi | 15 mm Dia | Each | 22.05 |
| 120 | Gun Metal Gate Valve (Heavy Duty) | | |
| i | 65 mm dia | Each | 1543.00 |
| ii | 50 mm Dia | Each | 1260.00 |
| iii | 40 mm Dia | Each | 992.00 |
| iv | 32 mm Dia | Each | 771.00 |
| v | 25 mm Dia | Each | 603.00 |
| vi | 20 mm Dia | Each | 357.00 |
| | Note: Gate Valves should be used only in devlivery line to OHT scour pipe in OHT (for cleaning of OHT) where pressure pumping is involved. In all other cases only wheel valve should be used. | | |

| Sl. No. | Name of Material | Unit | Rate approved for the year 2012-2013 (w.e.f. 01.05.2012) |
|----------------|---|-------------|---|
| 121 | Gun Metal Wheel Valve (Heavy Duty) | | |
| i | 40 mm Dia | Each | 661.00 |
| ii | 32 mm Dia | Each | 522.00 |
| iii | 25 mm Dia | Each | 358.00 |
| iv | 20 mm Dia | Each | 247.00 |
| v | 15 mm Dia | Each | 176.00 |
| 122 | Brass chromium plated screw down Tap 15 / 12mm Dia (Heavy Type) | Each | 192.00 |
| 123 | Chromium plated stop cock 15mm Dia | Each | 154.00 |
| 124 | Brass chromium plated pillar Tap (Heavy type)- 15/12mm Dia | Each | 275.00 |
| 125 | Brass chromium plated shower Rose - 100mm Dia | Each | 198.00 |
| 126 | Wooden plug, clamp and screws | Set | 11.00 |
| 127 | Shellac | 100 gram | 16.50 |
| 128 | Thread Ball | Each | 3.30 |
| 129 | Oriya Type Indian Water closet 580mm x 440mm with "P" or "S" Trap | | |
| i | White | Set | 990.00 |
| ii | Colour | Set | 1265.00 |
| 130 | European Water closet with "P" or "S" Trap with Double Flapped seat and seat cover with Brass Hinges and 10 litre capacity PVC low level flusing tank with all internal fittings | | |
| i | White | Set | 2535.00 |
| ii | Colour | Set | 2865.00 |
| 131 | European water closet with "P" or "S" Trap with Double falpped seat and seat cover with Brass Hinges and 12.5 litre capacity Porcelin low level flusing tank with all internal fittings | | |
| i | White | Set | 3570.00 |
| ii | Colour | Set | 4300.00 |

| Sl. No. | Name of Material | Unit | Rate approved for the year 2012-2013 (w.e.f. 01.05.2012) |
|---------|---|------|--|
| 132 | Wash Hand Basin of size 550mm x 400mm with all accessories such as cast iron brackets, 32mm dia C.P. waste coupling, rubber plug and chain, 32mm dia 'B' Class G.I. waste pipe, 15mm dia G.M. wheel valve, 15mm dia nylon connection, 15mm dia brass nipples, 15mm C.P. pillar tap etc. | | |
| i | White without pedestal | Set | 1375.00 |
| ii | White with pedestal | Set | 1650.00 |
| iii | Colour without pedestal | Set | 1840.00 |
| iv | Colour with pedestal | Set | 2035.00 |
| 133 | White Porcelin Sink of size 600mm x 450mm x 200mm with 32mm dia 'B' Class G.I. waste water pipe and 32mm dia C.P. waste coupling. | Set | 1760.00 |
| 134 | Cuddapah Slab Sink of size 600mm x 450mm x 200mm with 32mm dia 'B' Class G.I. waste water pipe & 32mm dia C.P. waste coupling. | Set | 603.00 |
| 135 | Cuddapah Slab Sink of size 600mm x 600mm x 200mm with 32mm dia 'B' Class G.I. waste water pipe & 32mm dia C.P. waste coupling. | Set | 798.00 |
| 136 | Lipped Mouth Porcelin Flat Back Urinal with all accessories such as 32mm dia Bell mouth PVC connection, 15mm dia G.M. wheel value, 15mm dia 'B' Class G.I. waste water pipe, 15mm dia nylon connection, 15 mm dia brass nipple etc., | | |
| i | White | Set | 770.00 |
| ii | Colour | Set | 882.00 |
| 137 | Porcelin soap dish of size 150mm x 150mm x 50mm | | |
| i | White | Each | 162.00 |
| ii | Colour | Each | 220.00 |
| 138 | Brass chromium plated soap tray of size 150mm x 100mm | Each | 136.00 |
| 139 | Brass chromium plated towel rail 60cm long and 20mm dia with brackets | Set | 220.00 |
| 140 | Anodised Aluminium Towel Rail 60cm long and 20mm dia with Brackets. | Set | 110.00 |
| 141 | PVC / Fibre Glass framed 5.5mm thick mirror, shelf type with Hard Board Backing | | |
| i | 600mm x 450mm | Each | 409.00 |

| Sl. No. | Name of Material | Unit | Rate approved for the year 2012-2013 (w.e.f. 01.05.2012) |
|----------------|--|-------------|---|
| ii | 500mm x 400mm | Each | 330.00 |
| 142 | Stone ware gully trap of size 150mm x 100mm with cast Iron Double Gratings | Each | 154.00 |
| 143 | Cast Iron Nahini / Floor Trap with stainless Steel Grating | | |
| i | 100mm x 75mm | Each | 252.00 |
| ii | 75mm x 50mm | Each | 198.00 |
| 144 | PVC Nahini / Floor Trap with PVC Grating | | |
| i | 100mm x 75mm | Each | 137.00 |
| ii | 75mm x 50mm | Each | 120.00 |
| 145 | First Quality cast Iron pipe | | |
| i | 150mm Dia | RM | 913.00 |
| ii | 100mm Dia | RM | 551.00 |
| iii | 75mm Dia | RM | 441.00 |
| iv | 50mm Dia | RM | 313.00 |
| 146 | First Quality cast Iron Specials | | |
| A | Plain Bend | | |
| i | 150mm Dia | Each | 496.00 |
| ii | 100mm Dia | Each | 242.00 |
| iii | 75mm Dia | Each | 187.00 |
| iv | 50mm Dia | Each | 143.00 |
| B | Bend with Door | | |
| i | 150mm Dia | Each | 573.00 |
| ii | 100mm Dia | Each | 291.00 |
| iii | 75mm Dia | Each | 242.00 |
| iv | 50mm Dia | Each | 192.00 |
| C | Plain TEE | | |
| i | 150mm Dia | Each | 992.00 |
| ii | 100mm Dia | Each | 440.00 |
| iii | 75mm Dia | Each | 302.00 |

| Sl. No. | Name of Material | Unit | Rate approved for the year 2012-2013 (w.e.f. 01.05.2012) |
|----------------|--|------------------|---|
| iv | 50mm Dia | Each | 209.00 |
| D | TEE with Door | | |
| i | 150mm Dia | Each | 1047.00 |
| ii | 100mm Dia | Each | 507.00 |
| iii | 75mm Dia | Each | 352.00 |
| iv | 50mm Dia | Each | 253.00 |
| E | "Y" Junction with Door (single) | | |
| i | 150mm Dia | Each | 1102.00 |
| ii | 100mm Dia | Each | 551.00 |
| iii | 75mm Dia | Each | 385.00 |
| iv | 50mm Dia | Each | 275.00 |
| F | "Y" Junction with Door (Double) | | |
| i | 150mm Dia | Each | 1212.00 |
| ii | 100mm Dia | Each | 617.00 |
| iii | 75mm Dia | Each | 463.00 |
| G | COWL | | |
| i | 150mm Dia | Each | 302.00 |
| ii | 100mm Dia | Each | 181.00 |
| iii | 75mm Dia | Each | 121.00 |
| iv | 50mm Dia | Each | 93.00 |
| 147 | Stone Ware Pipe | | |
| i | 150mm Dia | Each (0.6.RM) | 88.00 |
| ii | 100mm Dia | Each (0.6.RM) | 55.00 |
| 148 | Stone ware specials | | |
| A | Stone ware TEE | | |
| i | 150mm Dia | Each | 143.00 |
| ii | 100mm Dia | Each | 110.00 |
| B | Stone Ware Bend | | |
| i | 150mm Dia | Each | 121.00 |

| Sl. No. | Name of Material | Unit | Rate approved for the year 2012-2013 (w.e.f. 01.05.2012) |
|----------------|---|-------------|---|
| ii | 100mm Dia | Each | 88.00 |
| C | Stone ware "Y" Junction | | |
| i | 150mm Dia | Each | 148.00 |
| ii | 100mm Dia | Each | 110.00 |
| 149 | Spun Yarn | Kg | 11.00 |
| 150 | Hemp Yarn | Kg | 9.90 |
| 151 | Gunny Tape / Kithan | sqm. | 9.90 |
| 152 | Tar | Kg | 35.25 |
| 153 | Bitumen Felt 15 mm thick pad | sqm. | 220.00 |
| 154 | Supplying, fabricating, erecting and fixing gyp board false ceiling upto a ceiling height of 4.5m from floor level. | | |
| a | Using plain sheets (10mm thick) | sqm. | 661.00 |
| b | Using perforated sheets (10mm thick) | sqm. | 859.00 |
| 155 | Supplying and laying Glass wool for insulation including necessary packing materials. | | |
| a | Using 50mm thick Glass wool | sqm. | 339.00 |
| b | Using 25mm thick Glass wool | sqm. | 181.00 |

| Sl. No. | Description of Materials | Unit | Rate approved for the year 2012-2013 (w.e.f. 01.05.2012) | | |
|---------|--|------|--|------------------------------|-------------------------------|
| | | | WORKING PRESSURE | | |
| | | | 4 kg. per cm ² | 6 kg. per cm ² | 10 kg. per cm ² |
| | WATER SUPPLY AND SANITARY ARRANGEMENTS | | | | |
| 156 | PVC ITEMS FINOLEX (OR) EQUIVALENT (WITH ISI MONOGRAM) | | | | |
| 1 | PVC Pipes | | | | |
| a | 15 mm Dia | RM | -- | -- | 13.10 |
| b | 20 mm Dia | RM | -- | -- | 19.40 |
| c | 25 mm Dia | RM | -- | -- | 33.00 |
| d | 32 mm Dia | RM | -- | -- | 49.30 |
| e | 40 mm Dia | RM | -- | -- | 77.10 |
| f | 50 mm Dia | RM | 49.30 | 77.10 | 115.50 |
| g | 63 mm Dia | RM | 71.40 | 104.40 | -- |
| h | 75 mm Dia | RM | 99.20 | 148.50 | -- |
| i | 90 mm Dia | RM | 115.50 | 176.40 | -- |
| j | 110 mm Dia | RM | 154.30 | 231.50 | -- |
| l | 160 mm Dia | RM | 319.70 | 452.00 | -- |
| Note | (1) For Rainwater down fall pipe works, only PVC Pipe of working Pressure of 4 kg. per sq.cm. shall be adopted. | | | | |
| | (2) For Sanitary arrangement items of works, only PVC Pipe of working Pressure of 6 kg. per sq.cm. shall be adopted. | | | | |
| | (3) For Water Supply arrangement items of works, only PVC Pipe of working Pressure of 10 kg. per sq.cm. shall be adopted. | | | | |
| 157 | PVC Specials for water supply arrangements | | | | |
| A | Coupler | | | | |
| a | 15 mm Dia | Each | -- | -- | 3.30 |
| b | 20 mm Dia | Each | -- | -- | 3.80 |
| c | 25 mm Dia | Each | -- | -- | 4.40 |
| d | 32 mm Dia | Each | -- | -- | 5.50 |

| Sl. No. | Description of Materials | Unit | Rate approved for the year 2012-2013 (w.e.f. 01.05.2012) | | |
|----------|--------------------------|------|--|------------------------------|-------------------------------|
| | | | WORKING PRESSURE | | |
| | | | 4 kg. per cm ² | 6 kg. per cm ² | 10 kg. per cm ² |
| e | 40 mm Dia | Each | -- | -- | 8.20 |
| f | 50 mm Dia | Each | -- | -- | 11.00 |
| B | Elbow | | | | |
| a | 15 mm Dia | Each | -- | -- | 4.90 |
| b | 20 mm Dia | Each | -- | -- | 5.50 |
| c | 25 mm Dia | Each | -- | -- | 7.70 |
| d | 32 mm Dia | Each | -- | -- | 11.00 |
| e | 40 mm Dia | Each | -- | -- | 15.40 |
| f | 50 mm Dia | Each | -- | -- | 22.00 |
| C | BEND | | | | |
| a | 15 mm Dia | Each | -- | -- | 5.50 |
| b | 20 mm Dia | Each | -- | -- | 6.60 |
| c | 25 mm Dia | Each | -- | -- | 8.80 |
| d | 32 mm Dia | Each | -- | -- | 13.10 |
| e | 40 mm Dia | Each | -- | -- | 17.60 |
| f | 50 mm Dia | Each | -- | -- | 27.50 |
| D | Tee | | | | |
| a | 15 mm Dia | Each | -- | -- | 6.60 |
| b | 20 mm Dia | Each | -- | -- | 7.70 |
| c | 25 mm Dia | Each | -- | -- | 11.00 |
| d | 32 mm Dia | Each | -- | -- | 13.20 |
| e | 40 mm Dia | Each | -- | -- | 22.00 |
| f | 50 mm Dia | Each | -- | -- | 33.00 |
| E | End Cap | | | | |
| a | 15 mm Dia | Each | -- | -- | 3.30 |
| b | 20 mm Dia | Each | -- | -- | 4.40 |
| c | 25 mm Dia | Each | -- | -- | 5.50 |


| Sl. No. | Description of Materials | Unit | Rate approved for the year 2012-2013 (w.e.f. 01.05.2012) | | |
|----------|--------------------------|------|--|------------------------------|-------------------------------|
| | | | WORKING PRESSURE | | |
| | | | 4 kg. per cm ² | 6 kg. per cm ² | 10 kg. per cm ² |
| d | 32 mm Dia | Each | -- | -- | 6.60 |
| e | 40 mm Dia | Each | -- | -- | 10.40 |
| f | 50 mm Dia | Each | -- | -- | 14.30 |
| F | Reducer | | | | |
| a | 20 mm x 15 mm | Each | -- | -- | 4.40 |
| b | 25 mm x 20 mm | Each | -- | -- | 4.90 |
| c | 32 mm x 25 mm | Each | -- | -- | 7.70 |
| d | 40 mm x 32 mm | Each | -- | -- | 10.40 |
| e | 50 mm x 40 mm | Each | -- | -- | 17.60 |
| G | Reducer Tee | | | | |
| a | 20 mm x 15 mm | Each | -- | -- | 6.60 |
| b | 25 mm x 20 mm | Each | -- | -- | 7.70 |
| c | 32 mm x 25 mm | Each | -- | -- | 11.00 |
| d | 40 mm x 32 mm | Each | -- | -- | 13.20 |
| e | 50 mm x 40 mm | Each | -- | -- | 22.00 |
| H | Reducer Elbow | | | | |
| a | 20 mm x 15 mm | Each | -- | -- | 5.50 |
| b | 25 mm x 20 mm | Each | -- | -- | 6.60 |
| c | 32 mm x 25 mm | Each | -- | -- | 8.80 |
| d | 40 mm x 32 mm | Each | -- | -- | 11.00 |
| e | 50 mm x 40 mm | Each | -- | -- | 16.50 |
| J | Jet Nipple | | | | |
| a | 25 mm Dia | Each | -- | -- | 14.30 |
| b | 32 mm Dia | Each | -- | -- | 18.70 |

| Sl. No. | Description of Materials | Unit | Rate approved for the year 2012-2013 (w.e.f. 01.05.2012) | |
|------------|---|------|--|------------|
| | | | "O" Ring Jointing | By pasting |
| 158 | PVC SPECIALS FOR SANITARY ARRANGEMENTS FINOLEX (OR) EQUIVALENT (WITH ISI MONOGRAM) | | | |
| A | Elbow | | | |
| a | 75 mm | Each | 60.30 | 49.30 |
| b | 90 mm | Each | 77.10 | 60.30 |
| c | 110 mm | Each | 93.40 | 77.10 |
| d | 160 mm | Each | 104.40 | 88.20 |
| B | Door Elbow | | | |
| a | 75 mm | Each | 77.10 | 55.10 |
| b | 90 mm | Each | 99.20 | 66.10 |
| c | 110 mm | Each | 121.10 | 104.40 |
| d | 160 mm | Each | 143.30 | 121.20 |
| C | Tee | | | |
| a | 75 mm | Each | 82.40 | 77.10 |
| b | 90 mm | Each | 104.40 | 93.40 |
| c | 110 mm | Each | 137.50 | 126.50 |
| d | 160 mm | Each | 154.30 | 137.50 |
| D | Tee with Door (Single) | | | |
| a | 75 mm | Each | 104.40 | 99.20 |
| b | 90 mm | Each | 126.50 | 110.00 |
| c | 110 mm | Each | 159.60 | 148.50 |
| d | 160 mm | Each | 192.60 | 176.40 |
| E | Tee with Door (Double) | | | |
| a | 75 mm | Each | 132.30 | 126.50 |
| b | 90 mm | Each | 181.60 | 165.30 |
| c | 110 mm | Each | 220.50 | 209.40 |
| d | 160 mm | Each | 253.50 | 225.00 |

| Sl. No. | Description of Materials | Unit | Rate approved for the year 2012-2013 (w.e.f. 01.05.2012) | |
|----------|--------------------------------------|------|--|------------|
| | | | "O" Ring Jointing | By pasting |
| F | Bend | | | |
| a | 75 mm | Each | 66.10 | 55.10 |
| b | 90 mm | Each | 82.40 | 66.10 |
| c | 110 mm | Each | 99.20 | 82.40 |
| d | 160 mm | Each | 110.20 | 93.40 |
| G | "Y" | | | |
| a | 75 mm | Each | 88.20 | 82.40 |
| b | 90 mm | Each | 110.20 | 99.20 |
| c | 110 mm | Each | 143.30 | 132.30 |
| d | 160 mm | Each | 159.60 | 143.30 |
| H | "Y" with Door (single) | | | |
| a | 75 mm | Each | 104.40 | 99.20 |
| b | 90 mm | Each | 132.30 | 115.50 |
| c | 110 mm | Each | 176.40 | 154.30 |
| d | 160 mm | Each | 203.70 | 181.60 |
| I | "Y" with Door (Double) | | | |
| a | 75 mm | Each | 143.30 | 137.50 |
| b | 90 mm | Each | 192.60 | 176.40 |
| c | 110 mm | Each | 231.50 | 220.00 |
| d | 160 mm | Each | 280.80 | 253.30 |
| J | Double Tee with Door (Single) | | | |
| a | 75 mm | Each | 181.60 | 148.50 |
| b | 90 mm | Each | 209.40 | 170.60 |
| c | 110 mm | Each | 246.70 | 214.70 |
| d | 160 mm | Each | 275.60 | 242.50 |
| K | Double "Y" with Door (single) | | | |
| a | 75 mm | Each | 198.40 | 165.30 |


| Sl. No. | Description of Materials | Unit | Rate approved for the year 2012-2013 (w.e.f. 01.05.2012) | |
|------------|--|------|--|------------|
| | | | "O" Ring Jointing | By pasting |
| b | 90 mm | Each | 220.50 | 187.40 |
| c | 110 mm | Each | 253.50 | 236.70 |
| d | 160 mm | Each | 308.70 | 275.60 |
| L | Reducer | | | |
| a | 75 mm x 63 mm | Each | 60.30 | 49.30 |
| b | 110 mm x 63 mm | Each | 77.10 | 66.10 |
| c | 110 mm x 75 mm | Each | 88.20 | 77.10 |
| d | 110 mm x 90 mm | Each | 99.20 | 88.20 |
| f | 160 mm x 110 mm | Each | 115.50 | 110.00 |
| M | Shoe | | | |
| a | 110 mm dia | Each | -- | 66.10 |
| b | 160 mm dia | Each | -- | 99.20 |
| N | Vent Cowl | | | |
| a | 50 mm dia | Each | -- | 27.30 |
| b | 75 mm dia | Each | -- | 44.10 |
| c | 110 mm dia | Each | -- | 66.10 |
| 159 | PVC AND HDPE PIPES FOR BORE WELLS | | | |
| A | Special Blue Pipes for Bore Well | | | |
| a | 110 mm dia | RM | -- | 264.60 |
| b | 125 mm dia | RM | -- | 297.60 |
| c | 140 mm dia | RM | -- | 341.70 |
| d | 160 mm dia | RM | -- | 385.60 |
| B | Special Blue Slotted Pipes for Bore Wells | | | |
| a | 110 mm dia | RM | -- | 275.60 |
| b | 125 mm dia | RM | -- | 313.90 |
| c | 140 mm dia | RM | -- | 363.80 |
| d | 160 mm dia | RM | -- | 441.00 |

| Sl. No. | Description of Materials | Unit | Rate approved for the year 2012-2013 (w.e.f. 01.05.2012) | |
|------------|---|--------|--|------------|
| | | | "O" Ring Jointing | By pasting |
| C | End Cap for Bore Well | | | |
| a | 110 mm dia | Each | -- | 82.40 |
| b | 125 mm dia | Each | -- | 88.20 |
| c | 140 mm dia | Each | -- | 99.20 |
| d | 160 mm dia | Each | -- | 110.20 |
| D | HDPE PIPES FOR SUB-MERSIBLE PUMP IN BORE WELL Class-5 (1 MPa or 10 kg./cm2 pressure) | | | |
| a | 20 mm dia | RM | -- | 27.30 |
| b | 25 mm dia | RM | -- | 49.30 |
| c | 32 mm dia | RM | -- | 66.10 |
| d | 40 mm dia | RM | -- | 93.40 |
| e | 50 mm dia | RM | -- | 132.30 |
| | OTHER ITEMS : | | | |
| 160 | PVC screw down tap heavy type 20 mm dia | Each | -- | 71.00 |
| 161 | PVC screw down tap heavy type 15 mm dia | Each | -- | 55.00 |
| 162 | PVC Adhesive (solution) | 100 gm | -- | 33.00 |
| 163 | PVC low level flushing tank with all internal fittings (wall mounting type) | | | |
| a | White - 10 litre capacity | Set | -- | 826.00 |
| b | White - 7.5 litre capacity | Set | -- | 633.00 |
| c | Colour - 10 litre capacity | Set | -- | 937.00 |
| d | Colour - 7.5 litre capacity | Set | -- | 743.00 |
| 164 | PVC Water Tank | Litre | -- | 8.20 |


 for Engineer-in-Chief (Buildings) &
 Chief Engineer (Buildings), Chennai Region &
 Chief Engineer (General), PWD, Chennai-5
 30/04/12

ANNEXURE-VI
NEW ITEMS TO BE ADDED

| Sl. No. | Sch. Item No. | Description of Materials | Unit | Rate approved for the year 2012-2013 (w.e.f. 01.05.2012) |
|---------|---------------|--|-------|--|
| 1 | NEW | Vitrified Tiles of size 600 x 600 x 8mm | sq.m. | 900.00 |
| 2 | | Pre-polished concrete anti-skid step tiles of 20mm thick | sq.m. | 483.00 |
| 3 | | Colour designed glazed tiles 300 x 200 x 6mm | Each | 28.35 |
| 4 | | Squatting Urinal | Set | 420.00 |
| 5 | | CI Brackets for fixing the sink | Set | 105.00 |
| 6 | | Swan Neck Tap | Each | 236.00 |
| 7 | | Brass Screws (30 x 6mm) | Each | 2.10 |
| 8 | | Brass Screws (75 x 10mm) | Each | 4.20 |
| 9 | | Special clamp, teak wood plugs and screws | Set | 21.00 |
| 10 | | PVC clamp, teak wood plugs and screws | Set | 8.40 |
| 11 | | Teak wood plug | Each | 1.05 |
| 12 | | Teak wood plug (50 x 50 x 100mm) | Each | 5.25 |
| 13 | | Manhole Cover 60 x 60cm (heavy duty) with frame | Each | 1890.00 |
| 14 | | Welding charges | | |
| a | | 50mm | Each | 1.55 |
| b | | 40mm | Each | 1.25 |
| 15 | | Add for painting / tarring for Hex Nipple | Each | 2.10 |
| 16 | | Labour charges for fixing cuddapah slab to cup board | sqm | 31.50 |
| 17 | | Hire charges for polishing machinery | Day | 157.50 |
| 18 | | Electricity charges | Unit | 9.00 |


 for Engineer-in-Chief (Buildings) &
 Chief Engineer (Buildings), Chennai Region &
 Chief Engineer (General), PWD, Chennai-5

30/04/12

30/04/12

ANNEXURE-VII

RATES OF ELECTRICAL ITEMS OF WORKS

Note: No extra on cost, conveyance charges shall be allowed for all the items included under this category. The rates approved therein are applicable at site of work.

| Item No. | Details | Per | Rate approved for the year 2012-2013 (w.e.f. 01.05.2012) |
|-----------------|---|------------|---|
| | RATES FOR MATERIALS: ELECTRICAL LAMPS, FITTINGS AND CONNECTED ACCESSORIES. | | |
| | PART - A | | |
| 1 | INCANDESCENT BULBS 230V/250V GRADE BC/ES WITH ISI | | |
| a | 15 Watts | Each | 10.50 |
| b | 25 Watts | Each | 10.50 |
| c | 40 Watts | Each | 10.50 |
| d | 60 Watts | Each | 10.50 |
| e | 100 Watts | Each | 10.50 |
| f | 200 Watts | Each | 21.00 |
| 2 | INCANDESCENT BULB 230V/250V GRADE B.C/E.S | | |
| | Colour 15 Watts | Each | 13.10 |
| 3 | Blended Lamp 160 Watts | Each | 254.00 |
| 3a | PLLAMP (PHILIPS / OSRAM) | | |
| a | 9 Watts | Each | 78.70 |
| b | 11 Watts | Each | 84.00 |
| c | 18 Watts | Each | 132.00 |
| d | 36 Watts | Each | 147.00 |
| 4 | FLUORESCENT TUBULAR LAMPS WITH ISI MARK. | | |
| a | Cool Day light 2 Ft.20 Watts | Each | 39.90 |
| b | Cool Day light 4 Ft.40 Watts | Each | 39.90 |
| c | Cool Day light 4 Ft.36 Watts | Each | 38.80 |
| 5 | MERCURY VAPOUR DISCHARGE LAMP 230V GRADE 3 PIN BC | | |
| a | 80 Watts | Each | 182.50 |

| Item No. | | Details | Per | Rate approved for the year 2012-2013 (w.e.f. 01.05.2012) |
|----------|---|---|------|--|
| | b | 125 Watts | Each | 191.00 |
| | c | 250 Watts | Each | 466.00 |
| | d | 400 Watts | Each | 657.00 |
| 6 | | BOX TYPE SINGLE FLUORESCENT FITTING WITH COPPER CHOKE AND CONDENSOR COMPLETE WITH ISI MARK. | | |
| | a | 4. Ft 40 Watts with ballast. | Each | 321.00 |
| | b | 4 Ft. 40 Watts Box type with Ballast. (Philips / Crompton / Wipro) | Each | 472.00 |
| 7 | | BOX TYPE TWIN FLUORESCENT FITTING WITH COPPER CHOKE AND CONDENSOR (HPF) COMPLETE WITH ISI MARK. | | |
| | a | 4 Ft. 40 Watts | Each | 603.00 |
| | b | 4 Ft. 40 Watts Box type of (Philips / Crompton) with Ballast. | Each | 787.00 |
| 8 | | INDUSTRIAL TYPE FLUORESCENT FITTING STOVE ENAMELLED WITH COPPER CHOKE AND CONDENSOR (HPF) 4' 40 W | | |
| | a | Single type suitable for 1 No.tube | Each | 890.00 |
| | b | Twin type suitable for 2 Nos. tube | Each | 1100.00 |
| 9 | | DECORATIVE AND SINGLE FLUORESCENT TYPE FITTING WITH COPPER CHOKE & CONDENSOR (HPF) COMPLETE SUITABLE FOR ONE NUMBER FLUORESCENT TUBE WITH ISI MARK | | |
| | a | 4 Ft. 40 Watts with Perspex | | |
| 10 | | DECORATIVE TWIN FLUORESCENT TYPE FITTING WITH COPPER CHOKE & CONDENSOR COMPLETE SUITABLE FOR 2 NOS. FLUORESCENT TUBES | | |
| | a | 4' 40 W Twin Mirror optic Recessed mounting fitting. | Each | 1530.00 |
| | b | 4' 40 W Twin Mirror optic Suspension type fitting. (Philips / Crompton / Wipro) | Each | 2760.00 |
| | c | 4'40 W Twin Mirror optic Recessed mounting type Philips / Crompton / wipro. | Each | 2025.00 |
| 11 | | SINGLE TYPE STREET LIGHT FLUORESCENT FITTING SUITABLE FOR THE ONE NO. FLUORESCENT TUBE WITH COPPER CHOKE & CONDENSOR COMPLETE | | |
| | a | 4 Ft. 40 Watts type | Each | 674.00 |

| Item No. | Details | Per | Rate approved for the year 2012-2013 (w.e.f. 01.05.2012) |
|----------|---|------|--|
| 12 | TWIN TYPE STREET LIGHTS FLUORESCENT FITTING SUITABLE FOR 2 NOS. FLUORESCENT TUBES WITH COPPER CHOKE & CONDENSOR COMPLETE | | |
| a | 4 Ft. 40 Watts type | Each | 907.00 |
| 13 | POST TOP LANTERN FITTING OF (INTEGRAL TYPE WITH COPPER CHOKE & CONDENSOR & NECESSARY ACCESSORIES (PHILIPS / CROMPTON GREAVES / WIPRO) (SPHERICAL / RIBBED / CONICAL ACRYLIC COVER) | | |
| a | Suitable for 125 Watts M.V. Lamp | Each | 3255.00 |
| b | Suitable for 70 Watts S.V. Lamp | Each | 3430.00 |
| c | Post top lantern fitting with S.C. holder suitable for 160W blended lamp / incandescent lamp | Each | 1875.00 |
| 14 | STARTERS FOR FLUORESCENT TUBES | | |
| a | Starters of capacity 20 Watts | Each | 10.50 |
| b | Starters of capacity 40 Watts | Each | 10.50 |
| 15 | POLYSTER FILLED COPPER CHOKE 250V / 50HZ GRADE SUITABLE FOR (Philips / Crompton / Wipro) | | |
| a | 20 Watts fluorescent tube | Each | 178.50 |
| b | 40 Watts fluorescent tube | Each | 178.50 |
| c | 36 / 40W Electronic ballast for flu. Tube (Philips / Crompton) | Each | 309.00 |
| d | 36 / 40W Electronic ballast for flu. Tube (Indo Asean / Equivalent) | Each | 252.00 |
| 16 | CONDENSOR FOR S.V. / M.V. LAMP | | |
| a | 8 Mfd for 80 Watts Bulb | Each | 118.60 |
| b | 10 Mfd for 125 Watts Bulb | Each | 141.70 |
| c | 15 Mfd for 250 Watts Bulb | Each | 189.00 |
| d | 20 Mfd for 400 Watts Bulb | Each | 260.00 |
| 17 | Battern type Bakelite Holder for lamp | Each | 18.90 |
| 18 | Water tight bulk head fitting suitable for 100 / 60 Watts lamp with guard heavy type (PHILIPS / BAJAJ / CROMPTON GREAVES) | Each | 315.00 |
| 19 | Ceiling Rose | Each | 15.75 |

| Item No. | | Details | Per | Rate approved for the year 2012-2013 (w.e.f. 01.05.2012) |
|----------|----|--|------|--|
| 20 | a | Ceiling fixtures 250 / 300 mm complete with Gallery etc. Clear glass opac / crystal suitable for 40 / 60 Watts Bulb. | Each | 186.00 |
| | b. | Ceiling luminaire with mirror optics suitable for 2 Nos. 9 watts / 11 watts (Philips / Crompton / Bajaj) | Each | 1176.00 |
| | | (For Items 6 to 13, 20 & 22, the rates are exclusive of cost of tubes and lamps) | | |
| 21 | | Fan clamp (dia 12mm) with 6mm MS side plates & 45 cm cross arm | Each | 126.00 |
| 22 | | CALL BELLS | | |
| | a | Call bell / Buzzer 6 mm suitable for AC / DC | Each | 47.25 |
| | b | Push bell | Each | 18.90 |
| | c | Gong bell 9" size suitable for 250V | Each | 472.00 |
| | d | Gong bell 12" size suitable for 250V | Each | 682.00 |
| 23 | | WATER HEATER WITH I.S.I MARK | | |
| | a | Automatic Electrical Water Heater with copper container, with Glass Wool / Puf insulation with MS powder coated shell suitable for 25 Litres capacity 230V / 1000W | Each | 5250.00 |
| | b | Automatic Electrical Water Heater with copper container, with Glass Wool / Puf insulation with MS powder coated shell suitable for 25 Litres capacity 230V / 1000W (Venus / Racold) | Each | 7085.00 |
| | c | Automatic Electrical Water Heater with copper container, with Glass Wool / Puf insulation with MS powder coated shell suitable for 35 Litres capacity 230V / 1000W | Each | 6090.00 |
| | d | Automatic Electrical Water Heater with copper container, with Glass Wool / Puf insulation with MS powder coated shell suitable for 35 Litres capacity 230V / 1000W (Venus / Racold) | Each | 8140.00 |
| | | PART "B" | | |
| I | | FANS - CONFORMING TO ISS 374 / 1979. | | |
| | a | A.C Ceiling fan complete 1200 mm (48") sweep with 300mm Down rod. (without regulator) | Each | 1200.00 |
| | b | A.C Ceiling fan complete 1400 mm (56") sweep with 300mm Down rod. (without regulator) | Each | 1290.00 |

| Item No. | Details | Per | Rate approved for the year 2012-2013 (w.e.f. 01.05.2012) |
|----------|--|-------|--|
| c | Stepped electronic 300W / 450W square type fan regulator (Anchor Deluxe / Equivalent) | Each | 204.00 |
| d | Dimmer type electronic 300W / 450W square type fan regulator (Anchor Deluxe / Equivalent) | Each | 163.00 |
| e | A.C. Ceiling fan complete 1200mm (48") sweep with 300mm Down rod (without regulator) (Crompton make) | Each | 1360.00 |
| f | A.C. Ceiling fan complete 1400mm (56") sweep with 300mm Down rod (without regulator) (Crompton make) | Each | 1470.00 |
| II | EXHAUST FANS | | |
| a | A.C Exhaust Fan 225mm (9") sweep (Light duty) | Each | 1110.00 |
| b | A.C Exhaust Fan 300mm (12") sweep (Light duty) | Each | 1270.00 |
| c | A.C Exhaust Fan 375mm (15") sweep (Light duty) | Each | 1310.00 |
| d | A.C Exhaust Fan 450mm (18") sweep (Light duty) | Each | 1840.00 |
| e | A.C Exhaust Fan 375mm (15") sweep (Heavy duty) | Each | 2415.00 |
| f | A.C Exhaust Fan 450mm (18") sweep (Heavy duty) | Each | 3000.00 |
| III | LOUVER SHUTTERS ARRANGEMENTS | | |
| a | M.S / Fibre Louvers shutters arrangements for 300 mm A.C Exhaust Fan. | Each | 252.00 |
| b | M.S / Fibre Louvers shutters arrangements for 375 mm A.C Exhaust Fan. | Each | 267.00 |
| c | M.S / Fibre Louvers shutters arrangements for 450 mm A.C Exhaust Fan. | Each | 299.00 |
| | PART "C" | | |
| I | SWITCHES | | |
| a | 5 Amps (flush type) | Dozen | 194.00 |
| b | 5 Amps (Flush type staircase) | Dozen | 241.00 |
| II | DOUBLE POLE SWITCHES (GEM / HPL / HAVELLS / EQUIVALENT) | | |
| a | 16 Amps DP switch with metal clad (Front handle) | Each | 433.00 |
| b | 32 Amps DP switch with metal clad (Front handle) | Each | 890.00 |
| c | 16 Amps DP switch with metal clad (side handle). | Each | 359.00 |
| d | 32 Amps DP switch with metal clad (side handle) | Each | 808.00 |

| Item No. | | Details | Per | Rate approved for the year 2012-2013 (w.e.f. 01.05.2012) |
|----------|---|---|------|--|
| III | A | TRIPLE POLE SWITCHES (side Handle) (Standard / HPL / Havell's / Equivalent) | | |
| | a | 100 Amps TPN Switch with HRC fuses sheet steel double break | Each | 6090.00 |
| | b | 125 Amps TPN Switch with HRC fuses sheet steel double break | Each | 6670.00 |
| | c | 200 Amps TPN Switch with HRC fuses sheet steel double break | Each | 8610.00 |
| | d | 315 Amps TPN Switch with HRC fuses sheet steel double break | Each | 12290.00 |
| | e | 400 Amps TPN Switch with HRC fuses sheet steel double break | Each | 15750.00 |
| | f | 16 Amps TPN Metal clad switch with rewirable fuse units. | Each | 924.00 |
| | g | 32 Amps TPN Metal clad switch with rewirable fuse units. | Each | 1365.00 |
| | h | 63 Amps TPN Metal clad switch with rewirable fuse units. | Each | 2980.00 |
| | i | 100 Amps Metal clad switch with rewirable fuse units. | Each | 5850.00 |
| | j | 200 Amps metal clad switch with rewirable fuse units. | Each | 8870.00 |
| IV | A | SWITCH DISCONNECTOR FUSE UNITS IN SHEET STEEL ENCLOSURE (SDF) (L & T / SIEMENS) | | |
| | 1 | 63A TPN switch disconnecter fuse units in sheet steel enclosure with HRC fuses Double break. | Each | 3760.00 |
| | 2 | 100A TPN switch disconnecter fuse units in sheet steel enclosure with HRC fuses Double break. | Each | 6320.00 |
| | 3 | 125A TPN switch disconnecter fuse units in sheet steel enclosure with HRC fuses Double break. | Each | 7470.00 |
| | 4 | 200A TPN switch disconnecter fuse units in sheet steel enclosure with HRC fuses Double break. | Each | 9390.00 |
| | 5 | 250A TPN switch disconnecter fuse units in sheet steel enclosure with HRC fuses Double break. | Each | 11690.00 |
| | 6 | 315A TPN switch disconnecter fuse units in sheet steel enclosure with HRC fuses Double break. | Each | 14030.00 |
| | 7 | 400A TPN switch disconnecter fuse units in sheet steel enclosure with HRC fuses Double break. | Each | 16130.00 |

| Item No. | | Details | Per | Rate approved for the year 2012-2013 (w.e.f. 01.05.2012) |
|----------|---|--|------|--|
| IV | B | SWITCH DISCONNECTOR FUSE UNITS IN OPEN EXECUTION (INTERIOR FOR CUBICAL) (L & T / SIEMENS) | | |
| | 1 | 63A TPN switch disconnecter fuse units interior only with HRC fuses Double break. | Each | 2490.00 |
| | 2 | 100A TPN switch disconnecter fuse units interior only with HRC fuses Double break. | Each | 4520.00 |
| | 3 | 125A TPN switch disconnecter fuse units interior only with HRC fuses Double break. | Each | 6160.00 |
| | 4 | 200A TPN switch disconnecter fuse units interior only with HRC fuses Double break. | Each | 7950.00 |
| | 5 | 250A TPN switch disconnecter fuse units interior only with HRC fuses Double break. | Each | 10390.00 |
| | 6 | 315A TPN switch disconnecter fuse units interior only with HRC fuses Double break. | Each | 13040.00 |
| | 7 | 400A TPN switch disconnecter fuse units interior only with HRC fuses Double break. | Each | 15400.00 |
| V | | FUSE UNITS (Anchor / Equivalent) | | |
| | a | 16 Amps Porcelain Fuse unit (500V) | Each | 50.00 |
| | b | 32 Amps Porcelain Fuse unit (500V) | Each | 89.00 |
| | c | 63 Amps Porcelain Fuse unit (500V) | Each | 199.00 |
| | d | 100Amps Porcelain Fuse unit (500V) | Each | 357.00 |
| | e | 200 Amps Porcelain Fuse unit (500V) | Each | 577.00 |
| VI | | SINGLE PHASE DBS (GEM / Equivalent) | | |
| | a | 4 Way DB 16 Amps / Way with fuse & Neutral each (250V) | Each | 504.00 |
| | b | 6 Way DB 16 Amps / Way with fuse & Neutral each (250V) | Each | 685.00 |
| | c | 8 Way DB 16 Amps / Way with fuse & Neutral each (250V) | Each | 850.00 |
| VII | | THREE PHASE DBS (GEM / Equivalent) | | |
| | a | 4 Way TPDB 16A / Way with fuse & Neutral link | Each | 1990.00 |
| | b | 6 Way TPDB 16A / Way with fuse & Neutral link | Each | 2730.00 |
| | c | 8 Way TPDB 16A / Way with fuse & Neutral link | Each | 3300.00 |

| Item No. | | Details | Per | Rate approved for the year 2012-2013 (w.e.f. 01.05.2012) |
|----------|---|--|------|--|
| | d | 4 Way TPDB 32A / Way with fuse & Neutral link | Each | 2520.00 |
| | e | 6 Way TPDB 32A / Way with fuse & Neutral link | Each | 3360.00 |
| | f | 8 Way TPDB 32A / Way with fuse & Neutral link | Each | 4250.00 |
| | g | 4 Way TPDB 63A / Way with fuse & Neutral link | Each | 5870.00 |
| | h | 6 Way TPDB 63A / Way with fuse & Neutral link | Each | 7560.00 |
| VIII | | CHANGE OVER SWITCHES (GEM / HAVELL'S / HPL / STANDARD / EQUIVALENT) | | |
| | a | 16 Amps three phase 500V 4 pole Change over switch | Each | 1310.00 |
| | b | 32 Amps three phase 500V 4 pole Change over switch | Each | 1550.00 |
| | c | 63 Amps three phase 500V 4 pole Change over switch | Each | 3380.00 |
| | d | 100 Amps three phase 500V 4 pole Change over switch | Each | 5385.00 |
| | e | 200 Amps three phase 500V 4 pole Change over switch | Each | 10130.00 |
| | | PART "D" | | |
| I | a | 5 Amps 3 pin & 2 pin combined flush type wall socket only. | Each | 25.20 |
| | b | 5 Amps / 15 Amps 3 pin flush type wall socket only. | Each | 56.70 |
| | c | 5 Amps 3 pin Top | Each | 35.70 |
| | d | 15 Amps 3 pin Top | Each | 50.40 |
| | e | 15 Amps Flush type switch | Each | 58.80 |
| | f | 10 Amps M.C plug with 3 pin top | Each | 189.00 |
| | g | 20 Amps M.C plug with 3 pin top | Each | 215.00 |
| II | A | SINGLE PHASE WATT HOUR METERS (HPL / Equivalent) | | |
| | a | A.C single phase 230V / 250V / 50 HZ 5 Amps Watt Hour Meter. | Each | 1000.00 |
| | b | A.C single phase 230V / 250V / 50 HZ 10 Amps Watt Hour Meter. | Each | 1000.00 |
| | c | A.C single phase 230V / 250V / 50 HZ 20 Amps Watt Hour Meter. | Each | 1000.00 |

| Item No. | | Details | Per | Rate approved for the year 2012-2013 (w.e.f. 01.05.2012) |
|----------|---|---|-------|--|
| II | B | THREE PHASE WATT HOUR METERS (Anchor / Equivalent) | | |
| | a | A.C 3 phase 400V 50HZ unbalanced load 4 wire 10 Amps watt hour meter. | Each | 2070.00 |
| | b | A.C 3 phase 400V 50HZ unbalanced load 4 wire 25 Amps watt hour meter | Each | 2070.00 |
| | c | A.C 3 phase 400V 50HZ unbalanced load 4 wire 50 Amps watt hour meter | Each | 2625.00 |
| | | PART "E" | | |
| I | | SERVICE CONNECTION ACCESSORIES L.T. 1100V PVC ALUMINIUM ARMoured UNDER GROUND CABLE WITH ISI MARK. | | |
| | a | 2 Core 6 sq.mm PVC armoured UG cable | Metre | 88.50 |
| | b | 2 Core 10 sq.mm PVC armoured UG cable | Metre | 108.00 |
| | c | 2 Core 16 sq.mm PVC armoured UG cable | Metre | 117.00 |
| | d | 2 Core 25 sq.mm PVC armoured UG cable | Metre | 133.00 |
| | e | 3 ¹ / ₂ Core 25 sq.mm PVC armoured UG cable | Metre | 200.00 |
| | f | 3 ¹ / ₂ Core 35 sq.mm PVC armoured UG cable | Metre | 236.00 |
| | g | 3 ¹ / ₂ Core 50 sq.mm PVC armoured UG cable | Metre | 308.00 |
| | h | 3 ¹ / ₂ Core 70 sq.mm PVC armoured UG cable | Metre | 394.00 |
| | i | 3 ¹ / ₂ Core 95 sq.mm PVC armoured UG cable | Metre | 510.00 |
| | j | 3 ¹ / ₂ Core 120 sq.mm PVC armoured UG cable | Metre | 625.00 |
| | k | 3 ¹ / ₂ Core 150 sq.mm PVC armoured UG cable | Metre | 738.00 |
| | l | 3 ¹ / ₂ Core 185 sq.mm PVC armoured UG cable | Metre | 904.00 |
| | m | 3 ¹ / ₂ Core 240 sq.mm PVC armoured UG cable | Metre | 1145.00 |
| | n | 3 ¹ / ₂ Core 300 sq.mm PVC armoured UG cable | Metre | 1400.00 |
| | o | 3 ¹ / ₂ Core 400 sq.mm PVC armoured UG cable | Metre | 1795.00 |
| | p | 4 Core 6 sq.mm PVC armoured UG cable | Metre | 115.00 |
| | q | 4 Core 10 sq.mm PVC armoured UG cable | Metre | 126.00 |
| | r | 4 Core 16 sq.mm PVC armoured UG cable | Metre | 166.00 |

| Item No. | | Details | Per | Rate approved for the year 2012-2013 (w.e.f. 01.05.2012) |
|----------|---|---|-------|--|
| II | | PVC INSULATED SINGLE CORE MULTI STRAND FIRE RETARDANT FLEXIBLE COPPER CABLE WITH ISI MARK CONFORMING TO IS:694/1990. | | |
| | a | 14 / 0.3 (1.0 sq.mm.) | Metre | 8.15 |
| | b | 22 / 0.3 (1.5 sq.mm.) | Metre | 12.80 |
| | c | 36 / 0.3 (2.5 sq.mm.) | Metre | 19.90 |
| | d | 56 / 0.3 (4 sq.mm.) | Metre | 31.50 |
| | e | 84 / 0.3 (6 sq.mm.) | Metre | 46.60 |
| | f | 140 / 0.3 (10 sq.mm.) | Metre | 69.90 |
| | g | 101 / 0.45 (16 sq.mm.) | Metre | 114.50 |
| | h | 168 / 0.45 (25 sq.mm.) | Metre | 252.00 |
| III | | CONDUCTOR | | |
| | a | Hard drawn copper conductor (Gauge No. 8&6) | KG | 472.00 |
| | b | 14 SWG TC wire | KG | 483.00 |
| | c | G.I.No.8 wire and No. 6 wire | KG | 84.00 |
| IV | | CABLE GLANDS | | |
| | a | Cable gland suitable for 2 core 4sq.mm UG cable. | Each | 17.80 |
| | b | Cable gland suitable for 2 core 6 sq.mm UG cable. | Each | 22.00 |
| | c | Cable gland suitable for 2 core 10 sq.mm UG cable. | Each | 26.20 |
| | d | Cable gland suitable for 2 core 16 sq.mm UG cable. | Each | 38.80 |
| | e | Cable gland suitable for 2 core 25 sq.mm UG cable. | Each | 46.20 |
| | f | Cable gland suitable for 3 ¹ / ₂ core 25 sq.mm UG cable. | Each | 46.20 |
| | g | Cable gland suitable for 3 ¹ / ₂ core 35 sq.mm UG cable. | Each | 58.80 |
| | h | Cable gland suitable for 3 ¹ / ₂ core 50 sq.mm UG cable. | Each | 58.80 |
| | I | Cable gland suitable for 3 ¹ / ₂ core 70 sq.mm UG cable. | Each | 72.40 |
| | j | Cable gland suitable for 3 ¹ / ₂ core 95 sq.mm UG cable. | Each | 88.20 |
| | k | Cable gland suitable for 3 ¹ / ₂ core 120 sq.mm UG cable | Each | 112.30 |
| | l | Cable gland suitable for 3 ¹ / ₂ core 150 sq.mm UG cable | Each | 148.00 |
| | m | Cable gland suitable for 3 ¹ / ₂ core 185 sq.mm UG cable | Each | 175.30 |
| | n | Cable gland suitable for 3 ¹ / ₂ core 240 sq.mm UG cable | Each | 175.30 |

| Item No. | Details | Per | Rate approved for the year 2012-2013 (w.e.f. 01.05.2012) |
|----------|--|------|--|
| | o Cable gland suitable for 3 ¹ / ₂ core 300 sq.mm UG cable | Each | 210.00 |
| | p Cable gland suitable for 3 ¹ / ₂ core 400 sq.mm UG cable | Each | 299.00 |
| | q Cable gland suitable for 3 ¹ / ₂ core 500 sq.mm UG cable | Each | 348.00 |
| | r Cable gland suitable for 4 core 6 sq.mm UG cable | Each | 22.00 |
| | s Cable gland suitable for 4 core 10 sq.mm UG cable. | Each | 26.20 |
| | t Cable gland suitable for 4 core 25 sq.mm UG cable. | Each | 46.20 |
| V | FUSE WIRE (COPPER) | | |
| | a 5 Amps fuse wire | KG | 472.00 |
| | b 10 Amps fuse wire | KG | 472.00 |
| | c 20 Amps fuse wire | KG | 472.00 |
| VI | NEUTRAL LINK 15 AMPS | | |
| | a 4 Way Neutral link | Each | 24.10 |
| | b 6 Way Neutral link | Each | 35.80 |
| | c 8 Way Neutral link | Each | 44.60 |
| | d 12 Way Neutral link | Each | 64.70 |
| | PART "F" | | |
| | M.S.BOX WITH PAINTING (16 SWG) | | |
| | a M.S.Box of size (100 x 100 x 75 mm) | Each | 46.20 |
| | b M.S.Box of size (150 x 100 x 75 mm) | Each | 64.00 |
| | c M.S.Box of size (200 x 150 x 75 mm) | Each | 103.90 |
| | d M.S. Box complete with Lock & Key arrangements with painting of size (300 x 200 x 100mm) | Each | 315.00 |
| | PART "G" | | |
| | MS ANGLES | | |
| I | a 1 ¹ / ₂ "x1 ¹ / ₂ "x ¹ / ₄ " (37.5 x 37.5 x 6.24mm) (1M=3.25 kg) | KG | 48.00 |
| | b 1 ¹ / ₂ " x 1 ¹ / ₂ " x ¹ / ₂ " (37.5 x 37.5 x 12.5mm) | KG | 48.00 |
| | c 2" x 2" x ¹ / ₂ " (50 x 50 x 12.5mm) | KG | 48.00 |
| II | ALUMINIUM FLAT | | |
| | a Aluminium Flat (1" x ¹ / ₄ ") (25 x 6.25mm) | KG | 183.00 |

| Item No. | | Details | Per | Rate approved for the year 2012-2013 (w.e.f. 01.05.2012) |
|----------|---|--|-------|--|
| | b | Aluminium Flat (1" x 1/8") | KG | 183.00 |
| III | | COPPER FLAT | | |
| | a | Copper Flat (25 x 3mm) | KG | 472.00 |
| | b | Copper Flat (25 x 6mm) | KG | 472.00 |
| | c | Copper Flat (33 x 6mm) | KG | 472.00 |
| | d | Copper Flat (50 x 6mm) | KG | 472.00 |
| IV | | POWER CAPACITOR | | |
| | a | Power capacitor for power factor improvement with oil filled with discharge resistance 3 phase 415 / 440V 50 HZ conforming to ISS:2384 with ISI marking. | KVAR | 346.00 |
| | | PART "H" | | |
| I | | CONDUIT MATERIALS 16 GAUGE. | | |
| | a | Conduit pipe 16mm (5/8") Heavy Gauge | Metre | 31.50 |
| | b | Conduit pipe 19mm (3/4") Heavy Gauge | Metre | 32.50 |
| | c | Conduit pipe 25mm (1") Heavy Gauge | Metre | 39.90 |
| | d | Conduit pipe 32mm (1 1/4") Heavy Gauge | Metre | 52.50 |
| | e | Conduit pipe 38mm (1 1/2") Heavy Gauge | Metre | 61.90 |
| II | | CONDUIT TEE BENDS | | |
| | a | Conduit Tee bends 16mm (5/8") | Dozen | 89.00 |
| | b | Conduit Tee bends 19mm (3/4") | Dozen | 90.00 |
| | c | Conduit Tee bends 25mm (1") | Dozen | 107.00 |
| | d | Conduit Tee bends 32mm (1 1/4") | Dozen | 111.00 |
| | e | Conduit Tee bends 38mm (1 1/2") | Dozen | 139.00 |
| | f | Conduit Tee bends 50mm (2") | Dozen | 173.00 |
| III | | CONDUIT BENDS - 16 GAUGE | | |
| | a | Conduit solit bends 16mm (5/8") | Dozen | 84.00 |
| | b | Conduit solit bends 19mm (3/4") | Dozen | 94.00 |
| | c | Conduit solit bends 25mm (1") | Dozen | 110.00 |
| | d | Conduit solit bends 32mm (1 1/4") | Dozen | 130.00 |
| | e | Conduit solit bends 38mm (1 1/2") | Dozen | 184.00 |

| Item No. | | Details | Per | Rate approved for the year 2012-2013 (w.e.f. 01.05.2012) |
|----------|---|---|-------|--|
| | f | Conduit solit bends 50mm (2") | Dozen | 225.00 |
| IV | | CONDUIT INSPECTION BEND-16 GAUGE | | |
| | a | Conduit Inspection bends 16mm (5/8") | Dozen | 84.00 |
| | b | Conduit Inspection bends 19mm (3/4") | Dozen | 87.00 |
| | c | Conduit Inspection bends 25mm (1") | Dozen | 111.00 |
| | d | Conduit Inspection bends 32mm (1 ¹ / ₄ ") | Dozen | 134.00 |
| | e | Conduit Inspection bends 38mm (1 ¹ / ₂ ") | Dozen | 173.00 |
| | f | Conduit Inspection bends 50mm (2") | Dozen | 196.00 |
| | g | Conduit Inspection bends 65mm (2 ¹ / ₂ ") | Dozen | 252.00 |
| | | PART "I" | | |
| I | | P.V.C.(RIGID) PIPES (1.8MM THICK) WITH ISI | | |
| | a | P.V.C. rigid pipes 16mm (5/8") | Metre | 13.60 |
| | b | P.V.C. rigid pipes 20mm (3/4") | Metre | 19.50 |
| | c | P.V.C. rigid pipes 25mm (1") | Metre | 28.90 |
| | d | P.V.C. rigid pipes 32mm (1 ¹ / ₄ ") | Metre | 43.80 |
| | e | P.V.C. rigid pipes 40mm (1 ¹ / ₂ ") | Metre | 62.30 |
| | f | P.V.C. rigid pipes 50mm (2") | Metre | 93.40 |
| II | | P.V.C. RIGID BENDS | | |
| | a | P.V.C. rigid bends 16mm (5/8") | Each | 3.15 |
| | b | P.V.C. rigid bends 20mm (3/4") | Each | 3.15 |
| | c | P.V.C. rigid bends 25mm (1") | Each | 4.30 |
| | d | P.V.C. rigid bends 32mm (1 ¹ / ₄ ") | Each | 7.60 |
| | e | P.V.C. rigid bends 40mm (1 ¹ / ₂ ") | Each | 18.90 |
| | f | P.V.C. rigid bends 50mm (2") | Each | 23.00 |
| III | | P.V.C COUPLES | | |
| | a | P.V.C Couples 16mm (5/8") | Dozen | 13.60 |
| | b | P.V.C Couples 19mm (3/4") | Dozen | 13.60 |
| | c | P.V.C Couples 25mm (1") | Dozen | 26.20 |
| | d | P.V.C Couples 32mm (1 ¹ / ₄ ") | Dozen | 59.80 |

| Item No. | | Details | Per | Rate approved for the year 2012-2013 (w.e.f. 01.05.2012) |
|----------|---|--|------------|--|
| | e | P.V.C Couples 38mm (1½") | Dozen | 129.00 |
| | f | P.V.C Couples 50mm (2") | Dozen | 135.00 |
| IV | | P.V.C. TEES | | |
| | a | P.V.C. Tees 16mm (5/8") | Dozen | 13.60 |
| | b | P.V.C. Tees 19mm (3/4") | Dozen | 15.70 |
| | c | P.V.C. Tees 25mm (1") | Dozen | 19.90 |
| | d | P.V.C. Tees 32mm (1¼") | Dozen | 89.20 |
| | e | P.V.C. Tees 38mm (1½") | Dozen | 287.00 |
| | f | P.V.C. Tees 50mm (2") | Dozen | 315.00 |
| V | | P.V.C. SADDLES | Dozen | |
| | a | P.V.C. Saddles 16mm (5/8") | Dozen | 3.15 |
| | b | P.V.C. Saddles 19mm (3/4") | Dozen | 3.65 |
| | c | P.V.C. Saddles 25mm (1") | Dozen | 4.20 |
| | d | P.V.C. Saddles 32mm (1¼") | Dozen | 5.25 |
| | e | P.V.C. Saddles 38mm (1½") | Dozen | 6.30 |
| | f | P.V.C. Saddles 50mm (2") | | 12.60 |
| VI | | P.V.C. JUNCTION BOXES | | |
| | a | Junction Boxes 1, 2, 3 & 4 way 16mm (5/8") | Dozen | 42.00 |
| | b | Junction Boxes 1, 2, 3 & 4 way 19mm (3/4") | Dozen | 42.00 |
| | c | Junction Boxes 1, 2, 3 & 4 way 25mm (1") | Dozen | 49.30 |
| | d | Junction Boxes 1, 2, 3 & 4 way 32mm (1¼") | Dozen | 110.00 |
| | e | Junction Boxes 1, 2, 3 & 4 way 38mm (1½") | Dozen | 131.00 |
| VII | | P.V.C. HYLEM SHEETS | | |
| | a | Hylem sheet 3mm Thick | Sq.m | 640.00 |
| VIII | | INSULATION TAPE P.V.C | | |
| | a | PVC Insulation Tape (19mm) | Roll/10 mt | 15.70 |
| | b | Empire Tape (12mm) | Roll/10 mt | 21.00 |
| | c | Empire Tape (19mm) | Roll/10 mt | 25.20 |

| Item No. | Details | Per | Rate approved for the year 2012-2013 (w.e.f. 01.05.2012) | |
|----------|---|-----------|--|--------|
| | PART "J" | | | |
| | TEAK WOOD MATERIALS | | | |
| I | T.W. BOX CONCEALED TYPE | | | |
| | a T.W. Box concealed type 12" x 8" x 3" | Each | 78.70 | |
| | b T.W. Box concealed type 8" x 6" x 3" | Each | 42.00 | |
| | c T.W. Box concealed type 6" x 4" x 3" | Each | 18.90 | |
| | d T.W. Box concealed type 4" x 4" x 3" | Each | 15.70 | |
| | e T.W. Plugs 1½" x 1" x 2" | 1000 Nos. | 325.00 | |
| | f T.W. Round blocks | 100 Nos. | 630.00 | |
| | PART " K" | | | |
| I | CRIMPING LUGS SUITABLE FOR THE FOLLOWING SIZES | | | |
| | Size | | Aluminium | Copper |
| | a 4.0 Sq.mm | Each | 1.45 | 4.20 |
| | b 6.0 Sq.mm | Each | 1.65 | 4.20 |
| | c 10.0 Sq.mm | Each | 2.10 | 5.25 |
| | d 16.0 Sq.mm | Each | 2.10 | 6.30 |
| | e 25.0 Sq.mm | Each | 3.15 | 10.50 |
| | f 35.0 Sq.mm | Each | 4.20 | 11.50 |
| | g 50.0 Sq.mm | Each | 6.30 | 13.60 |
| | h 70.0 Sq.mm | Each | 8.40 | 22.00 |
| | j 95.0 Sq.mm | Each | 9.45 | 27.30 |
| | j 120.0 Sq.mm | Each | 12.60 | 37.80 |
| | k 150.0 Sq.mm | Each | 16.80 | 48.30 |
| | l 185.0 Sq.mm | Each | 22.05 | 73.50 |
| | m 225.0 Sq.mm | Each | 32.55 | 105.00 |
| | n 240.0 Sq.mm | Each | 35.70 | 105.00 |
| | o 300.0 Sq.mm | Each | 49.35 | 141.70 |
| | p 400.0 Sq.mm | Each | 73.50 | 215.20 |

| Item No. | | Details | Per | Rate approved for the year 2012-2013 (w.e.f. 01.05.2012) |
|----------|---|---|----------|--|
| II | | CABLE ROUTE INDICATOR | | |
| | a | Cable route indicator for L.T. Cable | Each Box | 73.50 |
| | b | Cable route indicator for H.T. Cable | Each Box | 73.50 |
| | | PART "L" | | |
| I | | BRASS SCREWS | | |
| | a | Brass Screws (20mm) 3/4" No.6 | Gross | 68.20 |
| | b | Brass Screws (25mm) 1" No.6 | Gross | 73.50 |
| | c | Brass Screws (40mm) 1 1/2" No.6 | Gross | 78.70 |
| | d | Brass Screws (20mm) 3/4" No.8 | Gross | 68.20 |
| | e | Brass Screws (25mm) 1" No.8 | Gross | 73.50 |
| | f | Brass Screws (50mm) 2" No.10 | Gross | 152.00 |
| | g | Brass Screws (75mm) 3" No.10 | Gross | 225.00 |
| II | | Coach screws 2" x 1/4" (50 x 6.25mm) | Dozen | 13.60 |
| III | | CONDUIT SADDLES | | |
| | a | Conduit Saddles 16mm (5/8") | Gross | 42.00 |
| | b | Conduit Saddles 19mm (3/4") | Gross | 44.60 |
| | c | Conduit Saddles 25mm (1") | Gross | 52.50 |
| | d | Conduit Saddles 32mm (1 1/4") | Gross | 68.20 |
| | e | Conduit Saddles 38mm (1 1/2") | Gross | 84.00 |
| | f | Conduit Saddles 50mm (2") | Gross | 94.50 |
| | g | Conduit Saddles 65mm (2 1/2") | Gross | 108.00 |
| IV | A | SODIUM VAPOUR FITTINGS & LAMP (for External electrification & campus lighting) | | |
| | a | 250 Watts Sodium Vapour fittings | Each | 3330.00 |
| | b | 250 Watts Sodium Vapour Lamp | Each | 735.00 |
| | c | 150 Watts Sodium Vapour fittings | Each | 3280.00 |
| | d | 150 Watts Sodium Vapour Lamp | Each | 630.00 |
| | e | 70 Watts Sodium Vapour fittings | Each | 2650.00 |
| | f | 70 Watts Sodium Vapour Lamp | Each | 420.00 |

| Item No. | | Details | Per | Rate approved for the year 2012-2013 (w.e.f. 01.05.2012) | |
|----------|---|---|------|--|---|
| V | B | SODIUM VAPOUR LAMP FITTING SINGLE PIECE DIE CAST ALUMINIUM HOUSING AND LAMP FOR HEAVY TRAFFIC ROADS (PHILIPS / CROMPTON GREAVES / WIPRO / BAJAJ) | | | |
| | a | 400 Watts Sodium Vapour fittings | Each | 9970.00 | |
| | b | 400 Watts Sodium Vapour Lamp | Each | 1030.00 | |
| | c | 250 Watts Sodium Vapour fittings | Each | 6770.00 | |
| | d | 250 Watts Sodium Vapour lamp | Each | 840.00 | |
| | e | 150 Watts Sodium Vapour fittings | Each | 6360.00 | |
| | f | 150 Watts Sodium Vapour Lamp | Each | 682.00 | |
| | g | 70 Watts Sodium Vapour fittings | Each | 2730.00 | |
| | h | 70 Watts Sodium Vapour Lamp | Each | 472.00 | |
| VI | | MINIATURE CIRCUIT BREAKERS 240 V / 415V 50 HZ - AC SUPPLY suitable for both lighting and Motor Circuits. | | Legrand/ Hager | All other makes with ISI (Std.) / HPL / Havell's / Equivalent) |
| | a | Single Pole 6 A to 32A, 10KA | Each | 193.00 | 141.00 |
| | b | Single Pole 40A, 10KA | Each | 393.00 | 294.00 |
| | c | Single Pole & Neutral 6 A to 32A,10KA | Each | 560.00 | 425.00 |
| | d | Single Pole & Neutral 40A,10KA | Each | 908.00 | 588.00 |
| | e | Double Pole 6 A to 32A,10KA | Each | 560.00 | 467.00 |
| | f | Double Pole 40A,10KA | Each | 908.00 | 640.00 |
| | g | Triple Pole 6 A to 32A,10KA | Each | 901.00 | 703.00 |
| | h | Triple Pole 63A,10KA | Each | 1390.00 | 1130.00 |
| | I | Triple Pole & Neutral 6 A to 32A,10KA | Each | 1195.00 | 918.00 |
| | j | Triple Pole & Neutral 63A,10KA | Each | 1790.00 | 1425.00 |
| | k | Four Pole 6 A to 32A,10KA | Each | 1195.00 | 981.00 |
| | l | Four Pole 63A,10KA | Each | 1790.00 | 1510.00 |

| Item No. | | Details | Per | Rate approved for the year 2012-2013 (w.e.f. 01.05.2012) | |
|----------|---|--|------|--|---|
| VII | | PLUG AND SOCKETS IN SHEET STEEL ENCLOSURE WITHOUT M.C.B.S | | Legrand (MDS) / Hager (L&T) | All other makes with ISI (Std.) / HPL / Havell's / Equivalent) |
| | a | 10 A Single Pole | Each | 928.00 | 555.00 |
| | b | 20 A Single Pole | Each | 996.00 | 560.00 |
| | c | 20 A Double Pole | Each | 1080.00 | -- |
| | d | 20 A Triple Pole | Each | 1835.00 | 1060.00 |
| | e | 32 A Triple Pole | Each | 2175.00 | 1430.00 |
| | f | 63 A Triple Pole | Each | 8830.00 | -- |
| VIII | 1 | RCCB / ELCB | | | |
| | a | 10 Amps 30 MA DP | Each | 2620.00 | 1925.00 |
| | b | 25 Amps 30 MA DP | Each | 2170.00 | 1660.00 |
| | c | 40 Amps 30 MA DP | Each | 2395.00 | 1760.00 |
| | 2 | RCCB / ELCB | | | |
| | | FOUR POLE | | | |
| | a | 25 Amps 30 MA | Each | 2975.00 | 2040.00 |
| | b | 40 Amps 30 MA | Each | 3015.00 | 2090.00 |
| | c | 63 Amps 30 MA | Each | 3480.00 | 2380.00 |
| IX | | HRC - FUSES | | | |
| | a | 16 Amps | Each | 58.80 | 31.50 |
| | b | 32 Amps | Each | 60.90 | 52.50 |
| | c | 63 Amps | Each | 126.00 | 66.00 |
| | d | 125 Amps | Each | 294.00 | 147.00 |
| | e | 160 Amps | Each | 367.00 | 198.00 |
| | f | 200 Amps | Each | 378.00 | 198.00 |
| | g | 250 Amps | Each | 525.00 | 292.00 |

| Item No. | | Details | Per | Rate approved for the year 2012-2013 (w.e.f. 01.05.2012) | |
|----------|---|--|------|--|---|
| X | | MCB ISOLATORS | | Legrand (MDS) / Hager (L&T) | All other makes with ISI (Std.) / HPL / Havell's / Equivalent) |
| A | a | 32A - DP | Each | 296.00 | -- |
| | b | 32A - TP | Each | 493.00 | -- |
| | c | 32A - FP | Each | 564.00 | -- |
| B | a | 40A - DP | Each | 408.00 | 283.00 |
| | b | 40A - TP | Each | 707.00 | 519.00 |
| | c | 40A - FP | Each | 914.00 | 633.00 |
| C | a | 63A - DP | Each | 546.00 | 359.00 |
| | b | 63A - TP | Each | 820.00 | 564.00 |
| | c | 63A - FP | Each | 995.00 | 660.00 |
| D | a | 100A - DP | Each | -- | 463.00 |
| | b | 100A - TP | Each | 655.00 | 737.00 |
| | c | 100A - FP | Each | 1050.00 | 806.00 |
| XI | | HORIZONTAL THREE PHASE DISTRIBUTION BOARD WITH MCBS 4 way / 6 way / 8 way / 12 way TPMCB sheet steel distribution boards flush type / surface type fitted with bus bars and neutral links with single / three phase MCB outgoings and separate 4 way provision for accommodating One No. 4 pole incoming MCB / Isolator and another separate 4 way provision for accommodating One No. 4 pole ELCB / RCD with label holder and provisions for taking up cable for size not less than 35 sq.mm. | | Legrand (MDS) / Hager (L&T) | All other makes with ISI (Std.) / HPL / Havell's / Equivalent) |
| | I | Module type with IP 20 protection | | | |
| | a | 4 ways 3 phase DB No. of ways incomer MCB / Isolator - 4 No. of ways incomer ELCB / RCD - 4 No. of outgoings ways - 12 | Each | 1750.00 | 1100.00 |
| | b | 6 ways 3 phase DB No. of ways incomer MCB / Isolator - 4 No. of ways incomer ELCB / RCD - 4 No. of outgoings ways - 18 | Each | 2170.00 | 1380.00 |
| | c | 8 ways 3 phase DB No. of ways incomer MCB / Isolator - 4 No. of ways incomer ELCB / RCD - 4 No. of outgoings ways - 24 | Each | 2580.00 | 1670.00 |


| Item No. | Details | Per | Rate approved for the year 2012-2013 (w.e.f. 01.05.2012) | |
|----------|---|------|--|---------|
| d | 12 ways 3 phase DB No. of ways incomer MCB / Isolator - 4 No. of ways incomer ELCB / RCD - 4 No. of outgoing ways - 36 | Each | 3850.00 | 2280.00 |
| II | TPMCB DB with metal door cover with IP 42 protection | | | |
| a | 4 ways 3 phase DB No. of ways incomer MCB / Isolator - 4 No. of ways incomer ELCB / RCD - 4 No. of outgoing ways - 12 | Each | 2370.00 | 1880.00 |
| b | 6 ways 3 phase DB No. of ways incomer MCB / Isolator - 4 No. of ways incomer ELCB / RCD - 4 No. of outgoing ways - 18 | Each | 2920.00 | 2380.00 |
| c | 8 ways 3 phase DB No. of ways incomer MCB / Isolator - 4 No. of ways incomer ELCB / RCD - 4 No. of outgoing ways - 24 | Each | 3500.00 | 2910.00 |
| d | 12 ways 3 phase DB No. of ways incomer MCB / Isolator - 4 No. of ways incomer ELCB / RCD - 4 No. of outgoing ways - 36 | Each | 5170.00 | 3950.00 |
| III | TPMCB DB with acrylic door cover with IP42 protection | | | |
| a | 4 ways 3 phase DB No. of ways incomer MCB / Isolator - 4 No. of ways incomer ELCB / RCD - 4 No. of outgoing ways - 12 | Each | 2760.00 | -- |
| b | 6 ways 3 phase DB No. of ways incomer MCB / Isolator - 4 No. of ways incomer ELCB / RCD - 4 No. of outgoing ways - 18 | Each | 3390.00 | -- |
| c | 8 ways 3 phase DB No. of ways incomer MCB / Isolator - 4 No. of ways incomer ELCB / RCD - 4 No. of outgoing ways - 24 | Each | 4040.00 | -- |
| d | 12 ways 3 phase DB No. of ways incomer MCB / Isolator - 4 No. of ways incomer ELCB / RCD - 4 No. of outgoing ways - 36 | Each | 6150.00 | -- |
| IV | Industrial type TPMCB DB with IP 54 protection | | | |
| a | 4 ways 3 phase DB No. of ways incomer MCB / Isolator - 4 No. of ways incomer ELCB / RCD - 4 No. of outgoing ways - 12 | Each | 6680.00 | -- |
| b | 6 ways 3 phase DB No. of ways incomer MCB / Isolator - 4 No. of ways incomer ELCB / RCD - 4 No. of outgoing ways - 18 | Each | 8040.00 | -- |

| Item No. | | Details | Per | Rate approved for the year 2012-2013 (w.e.f. 01.05.2012) | |
|----------|-----|---|------|--|--|
| | c | 8 ways 3 phase DB No. of ways incomer MCB / Isolator - 4 No. of ways incomer ELCB / RCD - 4 No. of outgoing ways - 24 | Each | 8790.00 | -- |
| | d | 12 ways 3 phase DB No. of ways incomer MCB / Isolator - 4 No. of ways incomer ELCB / RCD - 4 No. of outgoing ways - 36 | Each | 12200.00 | -- |
| XII | | VERTICAL THREE PHASE DISTRIBUTION BOARD WITH MCBS 4 way / 8 way / 12 way vertical TPMCB sheet steel distribution boards flush type / surface type fitted with bus bars and neutral links with single / three phase MCB outgoings and separate 4 way provision for accommodating One No. 4 pole incoming MCB / Isolator and another separate 4 way provision for accommodating One No. 4 pole ELCB / RCD with label holder and provisions for taking up cable for size not less than 35 sq.mm. | | Legrand (MDS) / Hager (L&T) | All other makes with ISI (Std.) / HPL / Havell's / Equivalent) |
| | I | Module type with IP 20 protection | | | |
| | a | 4 ways 3 phase DB No. of ways incomer MCB / Isolator - 4 No. of ways incomer ELCB / RCD - 4 No. of outgoing ways - 12 | Each | 4880.00 | 3550.00 |
| | b | 8 ways 3 phase DB No. of ways incomer MCB / Isolator - 4 No. of ways incomer ELCB / RCD - 4 No. of outgoing ways - 24 | Each | 6020.00 | 4750.00 |
| | c | 12 ways 3 phase DB No. of ways incomer MCB / Isolator - 4 No. of ways incomer ELCB / RCD - 4 No. of outgoing ways - 36 | Each | 8760.00 | 5800.00 |
| | II | TPMCB DB with metal door cover with IP 42 protection | | | |
| | a | 4 ways 3 phase DB No. of ways incomer MCB / Isolator - 4 No. of ways incomer ELCB / RCD - 4 No. of outgoing ways - 12 | Each | 5660.00 | 4650.00 |
| | b | 8 ways 3 phase DB No. of ways incomer MCB / Isolator - 4 No. of ways incomer ELCB / RCD - 4 No. of outgoing ways - 24 | Each | 7170.00 | 5720.00 |
| | c | 12 ways 3 phase DB No. of ways incomer MCB/Isolatore - 4 No. of ways incomer ELCB / RCD - 4 No. of outgoing ways - 36 | Each | 9600.00 | 7030.00 |
| | III | TPMCB DB with acrylic door cover with IP42 protection | | | |
| | a | 4 ways 3 phase DB No. of ways incomer MCB / Isolator - 4 No. of ways incomer ELCB / RCD - 4 No. of outgoing ways - 12 | Each | 6830.00 | -- |

| Item No. | | Details | Per | Rate approved for the year 2012-2013 (w.e.f. 01.05.2012) | |
|----------|----|--|------|--|--|
| | b | 8 ways 3 phase DB No. of ways incomer MCB / Isolator - 4 No. of ways incomer ELCB / RCD - 4 No. of outgoing ways - 24 | Each | 8690.00 | -- |
| | c | 12 ways 3 phase DB No. of ways incomer MCB/Isolator - 4 No. of ways incomer ELCB / RCD - 4 No. of outgoing ways - 36 | Each | 11550.00 | -- |
| | IV | Industrial type TPMCB DB with IP 54 protection | | | |
| | a | 4 ways 3 phase DB No. of ways incomer MCB / Isolator - 4 No. of ways incomer ELCB / RCD - 4 No. of outgoing ways - 12 | Each | 10600.00 | -- |
| | b | 8 ways 3 phase DB No. of ways incomer MCB / Isolator - 4 No. of ways incomer ELCB / RCD - 4 No. of outgoing ways - 24 | Each | 12750.00 | -- |
| | c | 12 ways 3 phase DB No. of ways incomer MCB / Isolator - 4 No. of ways incomer ELCB / RCD - 4 No. of outgoing ways - 36 | Each | 17180.00 | -- |
| XIII | | 7 SEGMENTS (3 TIER) 3 PHASE DISTRIBUTION BOARD WITH MCB 4 way / 6 way / 8 way / 12 way TPMCB sheet steel distribution boards flush type / surface type fitted with bus bars and neutral links with single / three phase MCB outgoing and separate 4 way provision for accommodating One No. 4 pole incoming MCB / Isolator and another separate 4 way provision for accommodating One No. 4 pole ELCB / RCD (totally 8 ways in one segment) (3 x 4 ways in each segment) and separate provisions for MCB / Isolator (totally 12 Nos.) for sub incomers in 3 segments with label holder and provisions for taking up cable for size not less than 35 sq.mm. | | Legrand (MDS) / Hager (L&T) | All other makes with ISI (Std.) / HPL / Havell's / Equivalent) |
| | I | Module type with IP 20 protection | | | |
| | a | 4 ways 3 phase DB No. of ways incomer MCB / Isolator - 4 No. of ways incomer ELCB / RCD - 4 No. of sub-incomers - 12 No. of outgoing ways - 12 | Each | 5260.00 | -- |
| | b | 6 ways 3 phase DB No. of ways incomer MCB / Isolator - 4 No. of ways incomer ELCB / RCD - 4 No. of sub-incomers - 12 No. of outgoing ways - 18 | Each | 5640.00 | -- |

| Item No. | | Details | Per | Rate approved for the year 2012-2013 (w.e.f. 01.05.2012) | |
|----------|----|--|------|--|--|
| | c | 8 ways 3 phase DB No. of ways incomer MCB / Isolator - 4 No. of ways incomer ELCB / RCD - 4 No. of sub-incomers - 12 No. of outgoing ways - 24 | Each | 5990.00 | -- |
| | d | 12 ways 3 phase DB No. of ways incomer MCB / Isolator - 4 No. of ways incomer ELCB / RCD - 4 No. of sub-incomers - 12 No. of outgoing ways - 36 | Each | 6900.00 | -- |
| | II | TPMCB DB with metal / acrylic door cover with IP 42 protection | | | |
| | a | 4 ways 3 phase DB No. of ways incomer MCB / Isolator - 4 No. of ways incomer ELCB / RCD - 4 No. of sub-incomers - 12 No. of outgoing ways - 12 | Each | 5590.00 | -- |
| | b | 6 ways 3 phase DB No. of ways incomer MCB / Isolator - 4 No. of ways incomer ELCB / RCD - 4 No. of sub-incomers - 12 No. of outgoing ways - 18 | Each | 6300.00 | -- |
| | c | 8 ways 3 phase DB No. of ways incomer MCB / Isolator - 4 No. of ways incomer ELCB / RCD - 4 No. of sub-incomers - 12 No. of outgoing ways - 24 | Each | 7030.00 | -- |
| | d | 12 ways 3 phase DB No. of ways incomer MCB / Isolator - 4 No. of ways incomer ELCB / RCD - 4 No. of sub-incomers - 12 No. of outgoing ways - 36 | Each | 8940.00 | -- |
| XIV | | SINGLE PHASE DISTRIBUTION BOARD WITH MCBs 4 way / 8 way / 12 way vertical SPMCB sheet steel distribution boards flush type / surface type fitted with bus bars and neutral links with single phase MCB outgoing and separate 2 way provision for accommodating One No. 2 pole incoming MCB / Isolator and another separate 2 way provision for accommodating One No. 2 pole ELCB / RCD with label holder and provisions for taking up cable for size not less than 35 sq.mm. | | Legrand (MDS) / Hager (L&T) | All other makes with ISI (Std.) / HPL / Havell's / Equivalent) |
| | I | Module type with IP 20 protection | | | |
| | a | 4 ways 3 phase DB No. of ways incomer MCB / Isolator - 2 No. of ways incomer ELCB / RCD - 2 No. of outgoing ways - 4 | Each | 642.00 | 349.00 |
| | b | 4 ways 3 phase DB No. of ways incomer MCB / Isolator - 2 No. of ways incomer ELCB / RCD - 2 No. of outgoing ways - 8 | Each | 804.00 | 444.00 |

| Item No. | | Details | Per | Rate approved for the year 2012-2013 (w.e.f. 01.05.2012) | |
|----------|-----|--|------|--|---------|
| | c | 4 ways 3 phase DB No. of ways incomer MCB / Isolator - 2 No. of ways incomer ELCB / RCD - 2 No. of outgoing ways - 12 | Each | 951.00 | 604.00 |
| | II | SPMCB DB with metal door cover with IP 42 protection | | | |
| | a | 4 ways 3 phase DB No. of ways incomer MCB / Isolator - 2 No. of ways incomer ELCB / RCD - 2 No. of outgoing ways - 4 | Each | 935.00 | 610.00 |
| | b | 4 ways 3 phase DB No. of ways incomer MCB / Isolator - 2 No. of ways incomer ELCB / RCD - 2 No. of outgoing ways - 8 | Each | 1165.00 | 834.00 |
| | c | 4 ways 3 phase DB No. of ways incomer MCB / Isolator - 2 No. of ways incomer ELCB / RCD - 2 No. of outgoing ways - 12 | Each | 1400.00 | 1075.00 |
| | III | SPMCB DB with acrylic door cover with IP42 protection | | | |
| | a | 4 ways 3 phase DB No. of ways incomer MCB / Isolator - 2 No. of ways incomer ELCB / RCD - 2 No. of outgoing ways - 4 | Each | 1100.00 | -- |
| | b | 4 ways 3 phase DB No. of ways incomer MCB / Isolator - 2 No. of ways incomer ELCB / RCD - 2 No. of outgoing ways - 8 | Each | 1300.00 | -- |
| | c | 4 ways 3 phase DB No. of ways incomer MCB / Isolator - 2 No. of ways incomer ELCB / RCD - 2 No. of outgoing ways - 12 | Each | 1580.00 | -- |
| | IV | Industrial type TPMCB DB with IP 54 protection | | | |
| | a | 4 ways 3 phase DB No. of ways incomer MCB / Isolator - 2 No. of ways incomer ELCB / RCD - 2 No. of outgoing ways - 4 | Each | 2800.00 | -- |
| | b | 4 ways 3 phase DB No. of ways incomer MCB / Isolator - 2 No. of ways incomer ELCB / RCD - 2 No. of outgoing ways - 8 | Each | 3290.00 | -- |
| | c | 4 ways 3 phase DB No. of ways incomer MCB / Isolator - 2 No. of ways incomer ELCB / RCD - 2 No. of outgoing ways - 12 | Each | 3790.00 | -- |


 for Engineer-in-Chief (Buildings) &
 Chief Engineer (Buildings), Chennai Region &
 Chief Engineer (General), PWD, Chennai-5
